



ADAMA

# Victory® 600 herbicide

## Tank-mixture compatibility

The following products have been tested for physical compatibility under constant agitation with Victory 600. Tank mixes must NOT be left in the spray tank overnight. Always follow best practice tank mixing procedures – download at [www.adama.com](http://www.adama.com).

**Table 1: Compatibility of Victory 600 in two-way tank-mixes**

Herbicides			Insecticides
ADAMA 2,4-D Amine 625	Enforcer® 242	Picoflex®	Alpha® Scud 300 SC
ADAMA 2,4-D LV Ester 680	Farmozine® 900 WG	Platinum® Xtra 360	Aphidex® 800
2,4-DB	Firepower® 520	Precept*	Dimethoate
Amicide* Advance 700	Firepower® 900	Quadrant®	Le-Mat*
Affinity* Force	Flagship® 400	Roundup Ultra* MAX	Pyrinex® Super
Atlantis* OD	Flight* EC	Safari® 750	Strike-Out® 500 EC
Axial* Xtra	flumetsulam	Shogun®	Trojan*
Bronco® 400	Hussar* OD	Simanex® 900 WG	
Bronco® MA-X	Inego® 100EC	Spray.Seed*	<b>Fungicides</b>
Cavalier®	Intervix*	Spraytop® 250	Bumper® 625 EC
Cavalier® 500	Legacy® MA	sulfometuron-methyl	Orius® 430SC
chlorsulfuron	Leopard® 200	terbacil/sulfometuron-methyl	Prosaro* 420SC
Colt®	LVE MCPA 570	terbutryn	Radial®
Countdown®	Mandate®	Triathlon®	Soprano® 500
Crusader*	MCPA 750	Velocity*	Topnotch®
diclofop-methyl	Mentor®	Weedmaster* ARGO*	Veritas®
Diuron 900 WG	metsulfuron-methyl	Wipe-Out® 450	
Eclipse*	Monza*	Wipe-Out® Pro	<b>Adjuvants</b>
Ecopar*	OnDuty*	Zulu® XT	Pulse*
Elevate®	Paradigm* Arylex* active		Uptake*
			Wetspray® 1000

**Table 2: Compatibility of Victory 600 in three- and four-way tank-mixes.**


Compatible
Farmozine® 900 WG + Prosaro* 420SC + Platinum® Xtra 360 + Hasten* (minimum 80 L water/ha)
Simanex® 900WG + Platinum® Xtra 360
Intervix* + Platinum® Xtra 360








HERBICIDE

# Victory® 600 herbicide

Always read and follow the product label directions of all tank mix partners. Seek competent advice or perform a jar test if unsure before proceeding. Note that physical compatibility tests determine whether the products will mix and are suitable for application using commercial spray equipment. Physical compatibility tests do not check for adverse crop effects or the biological efficacy of the individual products when applied as a tank mix. Recommendations for use, handling, storage and disposal of products may also change over time. The information contained in this document is not intended to replace the product label. The product label, safety data sheet and supporting product information can be viewed on the ADAMA website ([www.adama.com](http://www.adama.com)) or by scanning the QR code located on this document or the product packaging.



## Correct mixing order

<b>Step 1</b>	<b>Fill the spray tank to at least 70% full.</b> Commence agitation	
<b>Step 2</b>	Add any water conditioners Ammonium Sulphate or Raizer® 700	
<b>Step 3</b>	Add any Wettable powders <b>(WP)</b> e.g. Axiom® Plus	
<b>Step 4</b>	Add any Water Dispersible / Soluble Granules <b>(WG/WDG/DF/SG)</b> e.g. Diuron® or Ultra®	
<b>Step 5</b>	Allow sufficient time for any granular products to completely disperse	
<b>Step 6</b>	Add any Suspension Concentrate <b>(SC)</b> products e.g. Veritas®	
<b>Step 7</b>	Add any Dispersible concentrate <b>(DC)</b> products e.g. Trivor® Skope®	
<b>Step 8</b>	Add any Suspo-emulsion <b>(SE)</b> e.g. Topnotch™ or Emulsifiable Concentrate <b>(EC)</b> products e.g. Trilogy® or Triathlon®	
<b>Step 9</b>	Fill the spray tank to nearly full	
<b>Step 10</b>	Add any Soluble Liquid <b>(SL)</b> e.g. Zulu® XT or Aqueous Concentrate <b>(AC)</b> products	
<b>Step 11</b>	<b>Add any SL glyphosate Wipe-Out® 450, Wipe-Out® Pro or paraquat e.g. Spraytop® products</b>	
<b>Step 12</b>	Add any Oil Dispersion <b>(OD)</b> products	
<b>Step 13</b>	Add adjuvants e.g. Wetspray® and Oils e.g. Uptake* or Hasten* last and fill the tank.	



Scan here for more information

©Registered trademarks of an ADAMA Agricultural Solutions Ltd Company. Please note: This information is not intended to replace the product label.

Always read the complete product label appearing on the container before opening or using products. ADA21112.



HERBICIDE

ADAMA.COM

1800 4 ADAMA

