












# Correct Mixing Order

Step 1	<b>Fill the spray tank to at least 70% full.</b> Commence agitation	
Step 2	Add any water conditioners Ammonium Sulphate or LI 700*	
Step 3	Add any Wettable powders <b>(WP)</b> e.g. Axiom® Plus	
Step 4	Add any Water Dispersible/Soluble Granules <b>(WG/WDG/DF/SG)</b> e.g. Diuron® WG or Ultro® WG	
Step 5	Allow sufficient time for any granular products to completely disperse	
Step 6	Add any Suspension Concentrate (SC) products e.g. Alpha-Scud® 300, Priority®, Veritas® Opti	
Step 7	Add any Dispersible concentrate <b>(DC)</b> products e.g. Trivor®, Skope®	
Step 8	Add any Suspo-emulsion <b>(SE)</b> e.g. Topnotch® or Emulsifiable Concentrate <b>(EC)</b> products e.g. Maxentis®, Proviso®, Quadrant®, Triathlon®, Trilogy®	
Step 9	Fill the spray tank to nearly full	
Step 10	Add any Soluble Liquid <b>(SL)</b> products (including Aqueous Concentrate <b>(AC)</b> products) e.g. Picoflex®, Zulu® XT, MCPA 750	
Step 11	<b>Add any SL glyphosate products e.g. Wipe-Out® 450, Wipe-Out® Pro or paraquat products e.g. Spraytop®</b>	
Step 12	Add any Oil Dispersion <b>(OD)</b> products	
Step 13	Add adjuvants e.g. BS1000* and Oils e.g. Uptake* or Hasten* last and fill the tank.	