



WE ARE



All In
on you

2023 PRODUCT GUIDE | EASTERN CANADA

Listen • Learn • Deliver

ADAMA.COM



HERBICIDE



FUNGICIDE



INSECTICIDE

WE ARE

All In on you

1

Understanding
challenges [Listen]

2

Staying responsive
[Learn]

3

Providing answers
[Deliver]



We believe advancing ag advances the world. That's why we're all in on developing what Canadian Growers need to meet increasing demand. Learning from you inspires us, and we know innovation has to start with your input.

Through our conversations with you, we've seen the pressure Canadian growers are under to produce more with less. There is an immediate need for responsive, sustainable solutions, and we can't stop advocating for Canadian farmers. As long as you have challenges, ADAMA promises to stay agile and provide timely and efficient answers that help you get the most out of each acre.

With the largest library of actives in the world, an R&D focus on improving crop protection formulations, and a growing global network of manufacturing plants, ADAMA is uniquely positioned to deliver. We proudly offer a suite of ever-evolving herbicide, fungicide and insecticide options you can customize to create easy-to-use solutions that protect your ROI and deliver results. We're all in on keeping crop protection simple, innovative and effective.

Thank you for choosing ADAMA.

Sincerely,

Cornie Thiessen

*General Manager, Canada at
ADAMA Agricultural Solutions*



Listen • Learn • Deliver

ADAMA.COM

MAKE THE SWITCH TO ADAMA!

Want to 'make the switch to ADAMA' but don't know which one of your current products could be replaced, and by which Adama solution? It's easy!

The chart below lists some of our leading products and the competitive product that they replace.

For more information about each product as well as rates, tank-mix partners and other information, visit adama.com or contact your ADAMA sales rep.

PRODUCT COMPARISONS

FUNGICIDE

| PRODUCT WITH ACTIVE | PRODUCT REPLACED |
|--|---|
| BUMPER® 432 EC <small>Low VOC FORMULATED TECHNOLOGY</small> PROPICONAZOLE | Nufarm Propiconazole Princeton Tilt® 250E |
| CAPTAN 80 WSP CAPTAN | Supra® Captan 80 WDG Maestro® 80 DF |
| CUSTODIA® TEBUCONAZOLE & AZOXYSTROBIN | Unique to ADAMA |
| FOLPAN® 80 WDG FOLPET | Follow WDG |
| ORIOUS® 430 SC TEBUCONAZOLE | Folicur® |
| SORADUO™ <small>NEW</small> <small>POWERED BY Asorbital FORMULATED TECHNOLOGY</small> PROTHIOCONAZOLE & TEBUCONAZOLE | Prosaro® XTR |
| SORATEL™ <small>POWERED BY Asorbital FORMULATED TECHNOLOGY</small> PROTHIOCONAZOLE | Proline® |
| TOPNOTCH™ AZOXYSTROBIN & PROPICONAZOLE | Unique to ADAMA Similar to Quilt® |

INSECTICIDE

| PRODUCT WITH ACTIVE | PRODUCT REPLACED |
|--|---|
| ALIAS® 240 SC IMIDACLOPRID | Admire® 240 |
| CORMORAN® NOVALURON & ACETAMIPRID | Unique to ADAMA Replaces Rimon®, Assail® 70 WP |
| NIMITZ® 480 EC FLUENSULFONE | Unique to ADAMA |
| SILENCER® 120 EC LAMBDA-CYHALOTHRIN | Labamba Matador® 120 EC |
| SOMBRERO® 600 FS IMIDACLOPRID | Stress Shield® |
| ZIVATA™ <small>NEW</small> <small>Low VOC FORMULATED TECHNOLOGY</small> LAMBDA-CYHALOTHRIN | Labamba Matador® 120 EC |



HERBICIDE

| | PRODUCT WITH ACTIVE | PRODUCT REPLACED |
|--|---|---|
| GRASSY WEEDS | ARROW® 240 EC CLETHODIM | Select®, Statue™ Clethodim 250 |
| | ARROW ALL IN® CLETHODIM | Unique to ADAMA Formulation advancement compared to Select®, Statue™ and Clethodim 250 |
| | BISON® 400 L TRALKOXYDIM | Liquid Achieve™ SC Marengo® |
| | LEOPARD® QUIZALOFOP-P-ETHYL | Assure® II Yuma® |
| BROADLEAF WEEDS | SOYBEANS AND DRY BEANS | |
| | DAVAI® 80 SL IMAZAMOX | NEW and Unique to Eastern Canada |
| | PHANTOM® 240 SL IMAZETHAPYR | Pursuit® |
| | PYTHON™ IMAZAMOX & BENTAZON | NEW to Eastern Canada |
| | SQUADRON® II METRIBUZIN | Sencor® TriCor® |
| | CEREALS | |
| | 2,4-D ESTER 700 2,4-D 2 EH ESTER | Other 2,4-D ester products |
| | BADGE® BROMOXYNIL & MCPA ESTER | Buctril® M Mextrol® |
| | BROMOTRIL® BROMOXYNIL | Brotex®, Koril® Pardner® |
| BURNDOWN: PRE-PLANT, PRE-TO POST-HARVEST | MCPA ESTER 600 MCPA 2 EH ESTER | Other MCPA ester products |
| | EMPHASIS™ CARFENTRAZONE-ETHYL & BROMOXYNIL | Carfentrazone and bromoxynil |
| | INVOLVE® 50 WDG TRIBENURON-METHYL | Express® SG |
| DESICCANT | ARMORY® 240 DIQUAT | Reglone® Dessicash |

CONTROL TIPS BY CROP

| | | ROW CROPS | | | | | | | SPECIALTY CROPS | | Page | |
|--------------|------------------|--------------|--------------|--------|------|----------------|----------|--------|------------------|----------------|------|----------|
| | | Spring Wheat | Winter Wheat | Barley | Oats | Corn | Soybeans | Canola | Field Vegetables | Fruits | | Potatoes |
| HERBICIDES | 2,4-D ESTER 700 | ● | ● | ● | | ● | | | | | | 10 |
| | ARMORY® 240 | | | | ● | | ● | | ● | | ● | 13 |
| | ARROW® 240 EC | | | | | | ● | ● | ● ¹ | ● ² | ● | 15 |
| | ARROW ALL IN® | | | | | | ● | ● | ● ¹ | ● ² | ● | 17 |
| | BADGE® | ● | ● | ● | ● | ● | | | | | | 19 |
| | BISON® 400 L | ● | ● | ● | | | | | | | | 21 |
| | BROMOTRIL® | ● | ● | ● | ● | ● | | | ● | | | 23 |
| | DAVAI® 80 SL | | | | | | ● | | | | | 25 |
| | EMPHASIS™ | ● | ● | ● | ● | | | ● | | | | 27 |
| | INVOLVE® 50 WDG | ● | ● | ● | ● | | ● | | | | | 29 |
| | LEOPARD® | | | | | | ● | ● | ● | | | 31 |
| | MCPA ESTER 600 | ● | ● | ● | ● | | | | | | | 33 |
| | PHANTOM® 240 SL | | | | | | ● | | ● | | | 35 |
| | PYTHON™ | | | | | | ● | | | | | 37 |
| | SQUADRON® II | | | | | | ● | | ● ³ | ● ⁴ | ● | 40 |
| INSECTICIDES | ALIAS® 240 SC | ● | ● | ● | ● | | ● | | ● | ● | ● | 48 |
| | CORMORAN® | | | | | ● ⁵ | | | ● | ● | ● | 52 |
| | NIMITZ® 480 EC | | | | | | | | ● | ● | | 58 |
| | SILENCER® 120 EC | ● | ● | ● | ● | ● | ● | ● | ● | ● | ● | 60 |
| | SOMBRERO® 600 FS | ● | ● | ● | ● | ● | ● | ● | | | | 62 |
| | ZIVATA™ | ● | ● | ● | ● | ● | ● | ● | ● | ● | ● | 64 |
| FUNGICIDES | BUMPER® 432 EC | ● | ● | ● | ● | ● | ● | ● | ● | ● | | 70 |
| | CAPTAN 80 WSP | | | | | | | | ● | ● | ● | 72 |
| | CUSTODIA® | ● | ● | ● | ● | | ● | | | | | 75 |
| | FOLPAN® 80 WDG | | | | | | | | ● | ● | | 77 |
| | ORIOUS® 430 SC | ● | ● | ● | ● | | | | | | | 81 |
| | SORADUO™ | ● | ● | ● | | | | | | | | 83 |
| | SORATEL™ | ● | ● | ● | ● | ● | ● | ● | | | | 85 |
| | TOPNOTCH™ | ● | ● | ● | ● | | ● | | | | | 89 |

¹ Onions, spinach, fenugreek and coriander² Highbush blueberries³ Asparagus (established), processing carrots, transplanted tomatoes⁴ Fruit trees (newly planted and established), highbush blueberries (newly planted)⁵ Sweet corn only

GRASSY WEED CONTROL

| REGISTERED HERBICIDES | | | | | | | | | |
|-----------------------|----------------|----------------|--------------|----------------|------------------------------|----------------|-----------------|----------------|--------------|
| ARMORY® 240 | ARROW® 240 EC | ARROW ALL IN® | BISON® 400 L | DAVAI® 80 SL | INVOLVE® 50 WDG + glyphosate | LEOPARD® | PHANTOM® 240 SL | PYTHON™ | SQUADRON® II |
| | • | • | | • | | • | • | • | • |
| | • | • | | • | | • | | | • |
| | | | | | • | | | | • |
| | • | • | | • | • | • | • | • ² | • |
| | • | • | | • | • | | | • | |
| | • | • | | • | | • | • | | |
| | • ¹ | • ¹ | | • ¹ | | • ¹ | | | |
| | • | • | | • | | • | | • | |
| | • | • | | • | | • | | | |
| | • | • | • | • ² | | • | | • ² | |
| | | • | | • | | • | | | • |
| | • | • | | • | | • | • | • | • |
| • | | | | | | | | | |

For a complete listing of grassy weeds controlled for each product, please refer to the product label.

¹ Use highest rate listed for control.

² Including Group 1-resistant; DAVAI®/PYTHON™ A herbicide will not control weed biotypes that are multiple-resistant to both Group 1 and Group 2 herbicides.

For tank mixes with registered pest control products, the entirety of both labels, including Directions For Use, Precautions, Restrictions, Environmental Precautions, and Buffer Zones must be followed for each product. In cases where these requirements differ between the tank-mix partner labels, the most restrictive label must be followed.

BROADLEAF WEED CONTROL

| REGISTERED HERBICIDES | | | | | | | | | | | |
|-----------------------|-------------|----------------|------------------------|------------|----------------|-----------------------------------|------------------------------|-----------------|-----------------|----------------|----------------------------|
| 2,4-D ESTER 700 | ARMORY® 240 | BADGE® | EMPHASIS™ + glyphosate | BROMOTRIL® | DAVAI® 80 SL | INVOLVE® 50 WDG + 2,4-D ESTER 700 | INVOLVE® 50 WDG + glyphosate | MCPA ESTER 600 | PHANTOM® 240 SL | PYTHON™ | SQUADRON® II |
| | | • | • ¹⁰ | • | | | | | • | | American Nightshade |
| • | | | • | | | | | • | | | Annual Sow Thistle |
| • | | | | | | | | • ¹¹ | | | Burdock |
| | | | | | | | • ¹² | | | | Canada Fleabane |
| | | • ⁴ | • | | • ⁴ | • ⁵ | • ² | | | | Canada Thistle |
| | | | • | | • ⁵ | | | | • | • ⁵ | Cleavers |
| • | | • | • | • | | | | • | • | | Cocklebur |
| • | | • | • | • | | | • | • | | | Common Ragweed |
| | | | • | | | | • | • | | | Dandelion |
| • | | | | | | | | • ² | | | Field Bindweed |
| • | | | | | | | | • | | | Giant Ragweed |
| • ² | | | | | | | | | | | Horsetail |
| • | | • | • | • | | • ⁸ | | • | | | Kochia |
| • ² | | • | • | • | | | • | • ² | • | | Lady's Thumb |
| • | | • | • ¹⁰ | • | • | • | • | • | | • | Lamb's Quarters |
| • | | | • | | | • | • | | | | Narrow-leaved Hawk's Beard |
| • | | • ⁴ | | | | | | • ² | | | Perennial Sow Thistle |
| | | • | • | | • | • | • | • | • | • | Redroot Pigweed |
| • | | • | • | • | | • | • | • | | | Russian Thistle |
| • | | • | • | | • | • ⁷ | | • ² | • | • | Shepherd's Purse |
| • ² | | | • | | • | | | • ² | • | • | Smartweed |
| • | | • | • | • | • | • ⁹ | • | • | • | • | Stinkweed |
| • ¹ | | • ¹ | • | | • | | • ⁶ | | • | • | Volunteer Canola |
| • ² | | • | • | | • ⁵ | • ⁵ | | | • ⁵ | • | Wild Buckwheat |
| • | | • | • | • | • | | • | • | • | • | Wild Mustard |
| | | | | | | | | | | | Wild Carrot |
| • | | | | | | | | | | | Desiccant |

For a complete listing of broadleaf weeds controlled for each product please refer to the product label.

¹ All types

² Use highest rate listed for suppression

³ Including triazine-resistant biotypes

⁴ Top-growth control

⁵ Suppression

⁶ Including glyphosate-resistant biotypes (Group 9)

⁷ Fall rosettes and spring seedlings

⁸ 2- to 10-leaf

⁹ Including Group 1-resistant biotypes. Including Group-1-resistant weeds; DAVA¹/PYTHON™ A herbicide will not control weed biotypes that are multiple-resistant to both Group 1 and Group 2 herbicides.

¹⁰ Black Nightshade up to 5 cm; lamb's quarters up to 7.5 cm

¹¹ Before 4-leaf stage

¹² Excluding Group 2- and Group 9-resistant fleabane



INSECT CONTROL

| REGISTERED INSECTICIDES | | | | | | | |
|--|-------------------------------------|-----------|----------------|------------------|------------------|---------|------------------------|
| ALIAS® 240 SC (Seed and Soil Treatment) | ALIAS® 240 SC (Foliar Treatment) | CORMORAN® | NIMITZ® 480 EC | SILENCER® 120 EC | SOMBRERO® 600 FS | ZIVATA™ | |
| • | • | • | | • | • | • | Aphid |
| | | • | | | | | Apple Maggot |
| | | • | | • | | • | Army Worm |
| | | | | • | | • | Bertha Armyworm |
| | | • | | | | | Blueberry Maggot |
| | | | | | | | Cabbage Maggot |
| | | | | • | | • | Cabbage Seedpod Weevil |
| | | • | | • | | • | Codling Moth |
| • | • | • | | • | | • | Colorado Potato Beetle |
| | | | | • | | • | Corn Earworm |
| | | | | • | | • | Cutworm |
| | | • | | • | | • | Diamondback Moth |
| | | • | | | | | European Apple Sawfly |
| | | • | | • | | • | European Corn Borer |
| | | | | • | • | • | Flea Beetle |
| | | | | • | | • | Grasshopper |
| | • | • | | | | | Leaf Hopper |
| | | • | | • | | • | Lygus Bug |
| | | • | | • | | • | Oriental Fruit Moth |
| | | • | | • | | • | Plum Curculio |
| | | | • | | | | Root-Knot Nematode |
| | | | • | | | | Root Lesion Nematode |
| | | • | | • | | • | Swede Midge |
| | | • | | | | | Tarnished Plant Bug |
| | • | • | | | | | Tentiform Leaf Miner |
| | | | | • | | • | Wheat Midge |
| • | | | | | • | | Wireworm |

For a complete listing of insects controlled for each product please refer to the product label.

DISEASE CONTROL

| REGISTERED FUNGICIDES | | | | | | | |
|-----------------------|---------------|-----------|----------------|----------------|----------------|----------------|------------------------------------|
| BUMPER® 432 EC | CAPTAN 80 WSP | CUSTODIA® | FOLPAN® 80 WDG | ORIOUS® 430 SC | SORADUO™ | SORATEL™ | TOPNOTCH™ |
| • | | | | | | | Alternaria Leaf Spot |
| | • | | • | | | | • Anthracnose |
| | • | | • | | | | Apple Scab |
| • | | | | | | | Blackleg |
| | • | | • | | | | Black Rot |
| • | | | | | | • | Crown Rust |
| | • | | • | | | | Downy Mildew |
| | • | | | | | | Early Blight |
| • | | | | | | • | Eyespot |
| | • | | • | | | | Fly Speck |
| • | | • | | | | • | Frog-eye Leaf Spot |
| | | | | • ¹ | • ¹ | • ¹ | Fusarium Head Blight |
| | • | • | | | | | Late Blight |
| • | | • | | • | | • | • Leaf Rust |
| • | • | | | | | | Monilinia spp |
| • | | | | | | • | Northern Corn Leaf Blight |
| • | | | • | • | | | Powdery Mildew |
| | | | | | | • | • Sclerotinia Stem Rot/White Mould |
| • | • | • | • | • | | | • Septoria Leaf Blotch/Spot |
| | • | | • | | | | Sooty Blotch |
| • | | • | | • | | • | Stem Rust |
| • | | • | | • | | • | • Stripe Rust |
| • | | • | | • | | • | • Tan Spot |

For a complete listing of diseases controlled for each product please refer to the product label.

¹Suppression only.



NOTES

[illegible]

“

I'm proud of ADAMA's role in advancing agriculture. Having access to a full portfolio of innovative products means I can help growers get ahead.

Drew Thompson

Area Business Manager, Southern Ontario





HERBICIDES

.....

WEED CONTROL



HERBICIDES

| | |
|--|----|
| 2,4-D ESTER 700 | 10 |
| ARMORY® 240 | 13 |
| ARROW® 240 EC | 15 |
| ARROW ALL IN® | 17 |
| BADGE® | 19 |
| BISON® 400 L | 21 |
| BROMOTRIL® | 23 |
| NEW DAVAI® 80 SL | 25 |
| EMPHASIS™ | 27 |
| INVOLVE® 50 WDG | 29 |
| LEOPARD® | 31 |
| MCPA ESTER 600 | 33 |
| PHANTOM® 240 SL | 35 |
| NEW PYTHON™ | 37 |
| UNDER REVIEW SAFACYN™ | 39 |
| SQUADRON® II | 40 |
| RECROPPING RESTRICTIONS WITH IMIDAZOLINONE PRODUCTS | 43 |



2,4-D ESTER 700

Provides reliable post-emergent control of broadleaf weeds and great tank-mix flexibility in wheat, barley, rye, corn and other crops.



ACTIVE INGREDIENT

2,4-D Ester 660 g/L = EC

PACKAGING

Case: 2 x 10 L jugs

Tote: 1000 L

APPLICATION RATES & ACRES TREATED

Rate: 200 – 600 ml/ac

Acres Treated:

- 17 – 50 ac/jug
- 1665 – 5000 ac/tote

WATER VOLUME

Ground: 12.5 – 50 L/ac (5 – 15 US gal/ac)

Aerial: Minimum 12 L/ac (3 US gal/ac)

RAINFASTNESS

2 hours

REGISTERED CROPS

- Barley
- Field corn
- Rye (spring, fall)
- Wheat (spring, winter)

WEEDS CONTROLLED

| Susceptible Weeds | Leaf Stage | Rate |
|--|--|---|
| Annual sow thistle | | <p>Small seedlings (2 – 4 leaf), growing rapidly, good growing conditions: 200 – 300 ml/ac</p> <p>Large weeds, dry or cold weather, heavy infestations: 300 ml/ac</p> <p>Larger weeds are more difficult to control and require higher rates.</p> |
| Bluebur | Before 4 | |
| Burdock | Before 4 | |
| Cocklebur, Daisy fleabane, False flax, False ragweed, Flixweed, Giant ragweed, Goat's beard, Kochia, Lamb's quarters, Mustards (except dog and tansy) | | |
| Narrow-leaved hawk's beard | In the fall, and at the 1- to 2-leaf stage in the spring | |
| Plantain, Prickly lettuce, Ragweeds, Redroot pigweed, Russian pigweed, Russian thistle, Shepherd's purse, Stinging nettle, Stinkweed, Sweet clover (seedling), Thyme-leaved spurge | | |
| Volunteer canola ¹ | 1 – 4 | |
| Wild radish, Wild (prairie) sunflower | | |

¹All types



2,4-D ESTER 700

WEEDS CONTROLLED (CONT'D)

| Harder-to-Control Weeds | Leaf Stage | Rate |
|---|------------|---|
| Curled dock | 1 – 4 | Small seedlings (2- to 4-leaf), growing rapidly, good growing conditions: 400–500 ml/ac |
| Dog mustard, Field pepper-grass, Flixweed (if treated before bolting in spring), Groundsel, Hairy galinsoga, Hawkweed, Heal-all | | |
| Knotweed | 1 – 4 | Large weeds, dry or cold weather, heavy infestations: 500 ml/ac Larger weeds are more difficult to control and require higher rates. |
| Narrow-leaved hawk's beard (if treated before bolting in spring), Oak-leaved goosefoot, Pineappleweed, Prostrate pigweed, Purslane, Sheep sorrel, Tansy mustard, Tumble pigweed, Velvetleaf | | |
| Volunteer canola ¹ | 4 – 6 | |

¹All types

| Very-Hard-to-Control Weeds | Leaf Stage | Rate |
|--|------------|---|
| Biennial wormwood, Blue lettuce, Bull thistle, Burdock, Buttercup, Canada thistle, Chicory, Curled dock, Dandelion, Field bindweed, Field chickweed ² , Field horsetail ² , Gumweed, Hedge bindweed | | Small seedlings (2- to 4-leaf), growing rapidly, good growing conditions: 400–500 ml/ac |
| Hemp-nettle ² | 1 – 4 | |
| Hoary cress, Lady's thumb ² , Leafy spurge, Mouse-eared chickweed ² , Perennial sow thistle, Russian knapweed, Scentless mayweed, Smartweed ² , Tartary buckwheat, Teasel, Volunteer sunflower, Wild buckwheat ² | | Large weeds, dry or cold weather, heavy infestations: 500 ml/ac Larger weeds are more difficult to control and require higher rates. |
| Yellow rocket | 1 – 4 | |

²Use highest listed rate for suppression.



2,4-D ESTER 700

HOW IT WORKS

Systemic activity hinders plant cell growth in newly forming stems and leaves promoting uncontrolled, unsustainable growth, causing stem curl-over, leaf withering and eventual plant death.

CROP STAGING

| Crop | Timing | Rate |
|--|---|-----------------|
| Barley, Rye, Wheat (spring, winter) | Pre-plant or pre-emergent | 200–500 ml/ac |
| Barley, Rye, Wheat (spring, winter) | 4-leaf to flag leaf | Up to 500 ml/ac |
| Winter wheat, Fall rye | Pre-plant or pre-emergent | 200–500 ml/ac |
| Winter wheat, Fall rye | In spring, from full tillering to shot blade stage. Do not apply during and after flag leaf stage. Do not apply to seedling cereals in fall. | Up to 300 ml/ac |
| Field corn | Before the 6-leaf stage. Application at later stages will damage corn. If applying at later stage, use a shielded spray, keep spray off corn foliage. Do not apply within 2 weeks of silking and tasseling. | Up to 300 ml/ac |

REGISTERED AND SUPPORTED TANK MIXES

- BISON® 400 L
- BROMOTRIL®
- BUMPER® 432 EC
- Glyphosate
- INVOLVE® 50 WDG
- PYRINEX® 480 EC

MIXING INSTRUCTIONS

1. ½ fill the tank with clean water.
2. Add the required amount of 2,4-D ESTER 700 and agitate thoroughly.
3. Add any tank-mix partners.
4. Fill the tank and agitate again before use.

CROP ROTATIONS

No restrictions

STORAGE

May be stored at any temperature. Shake well before using.

PRE-HARVEST INTERVAL

90 days

GRAZING RESTRICTIONS

30 days

QUICK TIPS:

Avoid spray drift to any off-target vegetation. Coarse sprays are less likely to drift. Do not spray during periods of high winds.



ARMORY® 240

Provides fast drydown of crops, protecting yield and grade, and reducing disease transmission late in the season.



ACTIVE INGREDIENT

Diquat 240 g/L = EC

PACKAGING

Case: 2 x 10 L jugs

Bulk: 5 x 120 L drums

Totes: 450 L; 1000L

APPLICATION RATES & ACRES TREATED

Ground: 360–1860 ml/ac

Aerial: 690–1090 ml/ac

Acres Treated:

- 7–28 ac/jug
- 83–333 ac/drum
- 320–1250 ac/450 L tote
- 700–2775 ac/1000 L tote

Potatoes:

- Ground: 510–1420 ml/ac
- Aerial: 690–930 ml/ac

Vegetables:

- Ground: 930–1860 ml/ac
- Aerial: Do not apply by air.

Beans, canola, chickpeas, lentils, field peas, sunflowers:

- Ground: 500–690 ml/ac
- Aerial: 690–930 ml/ac

Legumes:

- Ground: 690–1090 ml/ac
- Aerial: 690–1090 ml/ac

Oats:

- Ground: 360–510 ml/ac
- Aerial: Do not apply by air.

WATER VOLUME

Ground: 90–200 L/ac (24–53 US gal/ac)

Aerial: Minimum 18 L/ac (5 US gal/ac)

RAINFASTNESS

30 minutes

REGISTERED CROPS

This is only a partial list of crops registered for use with ARMORY® 240. For the full list, please refer to the ARMORY® 240 label.

- Alfalfa
- Beans (white and red kidney, adzuki)
- Birdsfoot trefoil
- Canola
- Chickpeas
- Lentils
- Peas (field and dry)
- Potatoes
- Red and white clover
- Soybeans
- Sunflowers

OTHER USES AND WEEDS CONTROLLED

- Potato vines
- Corn spurry in oats
- Desiccation for beans, and legume forage seed crops
- Weeds in stale seedbeds (vegetables and field crops)
- Weeds in vegetables (inter-row directed)
- Suppression of perennial grasses under apple trees



ARMORY® 240

HOW IT WORKS

ARMORY® 240 works on contact to disrupt plant cells and is rainfast in 30 minutes, leading to more rapid drydown of plants and weeds when compared to systemic herbicides. Harvesting can typically begin within 4–10 days, depending on crop and weather conditions.

REGISTERED AND SUPPORTED TANK MIXES

- Agra!® 90, LI 700®, Liberate® and other non-ionic surfactants
- Carfentrazone

MIXING INSTRUCTIONS

1. Fill the spray tank 3/4 full with water.
2. Add the required amount of ARMORY® 240 into the sprayer.
3. Agitate until the herbicide is thoroughly mixed.
4. Continue agitation while adding the required amount of recommended registered surfactant at 0.10% v/v non-ionic surfactant (NIS) or 0.25% v/v Li700.
5. Complete filling the tank to the desired level with water.

ADJUVANT RATE

- LI 700® @ 0.25% v/v
- Non-ionic surfactant (NIS) @ 0.10% v/v

GRAZING RESTRICTIONS

Crop waste remaining after harvest (e.g. pea vines, alfalfa stems) may be used as a feed supplement for livestock.

STORAGE

Do not freeze.

QUICK TIPS:

Best results under cloudy conditions or in the evening. Suggested conditions for aerial applications are a temperature below 25°C, humidity above 50% and wind speed below 9 km/hr at flying height.



ARROW® 240 EC

Get broad-spectrum grassy weed control in canola, soybeans, potatoes, beans and other broadleaf and specialty crops.



ACTIVE INGREDIENT

Clethodim 240 g/L = EC

PACKAGING

One case includes:

- 1 x 3 L jug of ARROW® 240 EC
- 1 x 9 L jug of X-ACT® adjuvant

APPLICATION RATES & ACRES TREATED

Rate: 50–150 ml/ac

Acres Treated: 20–60 ac/case

WATER VOLUME

Ground: 20–90 L/ac (5–24 US gal/ac)

Aerial: Do not apply by air.

RAINFASTNESS

1 hour

REGISTERED CROPS

- Alfalfa, seedling
- Beans
- Canola
- Chickpeas
- Coriander
- Cranberries
- Fenugreek
- Field peas
- Highbush blueberries
- Lentils
- Onions
- Potatoes
- Prairie carnations
- Soybeans
- Spinach
- Sunflowers

WEEDS CONTROLLED

| Grass Species | Leaf Stage | Application Rates |
|--|------------|-------------------|
| Foxtail (green, yellow), Wild oats, Volunteer cereals (wheat, barley, oats) | 2–4 | 50 ml/ac |
| Barnyard grass, Fall panicum, Proso millet, Volunteer corn, Volunteer canarygrass, Witch grass | 2–6 | 50 ml/ac |
| Barnyard grass, Crabgrass (smooth, large), Fall panicum, Foxtail (green, yellow), Persian darnel, Proso millet, Volunteer canarygrass, Volunteer cereals (wheat, barley, oats), Volunteer corn, Wild oats, Witch grass, Quackgrass (suppression) | 2–6 | 75 ml/ac |
| Quackgrass (control) | 2–6 | 150 ml/ac |

HOW IT WORKS

The active ingredient is translocated from the treated foliage to the growing points of the leaves, shoots and roots. Leaf foliage will first change from green to yellowish, then purplish and finally brown. Newest leaf of affected plant pulls out easily in 3–5 days. Time required for complete control is normally 7–21 days following treatment, depending on growing conditions and crop competition.



ARROW® 240 EC

CROP STAGING

- Most crops are tolerant at all stages, so target applications at the optimal weed stage.
- Always adhere to the pre-harvest interval for each crop.

REGISTERED AND SUPPORTED TANK MIXES

- Canola: Lontrel™ XC or Muster®
- Clearfield® canola only: PHANTOM® 240 SL
- LibertyLink® canola only: glufosinate
- Field peas: PHANTOM® 240 SL
- Glyphosate-tolerant soybeans: glyphosate

MIXING INSTRUCTIONS

1. Fill clean spray tank ½ full with water. Start agitation.
2. Add the correct amount of ARROW® 240 EC. Continue to agitate.
3. Add the correct amount of adjuvant X-ACT® along with the remaining amount of water necessary to fill the spray tank.
4. Continue to agitate or run the bypass system.
5. After any break in the spraying operation, agitate thoroughly before spraying again.
6. Do not allow the mixture to sit overnight.
7. If tank-mixing, follow label directions for each tank-mix partner.

ADJUVANT RATE

- X-ACT®* @ 0.5–1.0% v/v
- Methylated seed oil (MSO) @ 0.5% v/v
- Non-ionic surfactant (NIS) @ 0.25% v/v

*Use a higher rate (1% v/v) of X-ACT® for improved quackgrass control.

CROP ROTATIONS

No restrictions when applied alone

PRE-HARVEST INTERVALS

- Blueberries, Spinach: 14 days
- Alfalfa, Fenugreek: 30 days
- Onions: 45 days
- Canola, Coriander, Beans, Lentils, Potatoes, Chickpeas: 60 days
- Sunflowers: 72 days
- Soybeans, Field peas: 75 days

GRAZING RESTRICTIONS

Do not cut treated crops for feed or graze until 60 days after application.

STORAGE

- May be stored at any temperature
- Shake well before use.

QUICK TIPS:

ARROW® 240 EC works best when applied to actively growing weeds. Regrowth of tillers may occur if applied to weeds under stress conditions. ARROW® 240 EC must be used with the adjuvant X-ACT®.



ARROW ALL IN®

Grassy weed control for soybeans and a variety of specialty crops with the convenience of a built-in surfactant



ACTIVE INGREDIENT

Clethodim 120 g/L = EC

PACKAGING

Case: 2 x 6 L jugs

APPLICATION RATES & ACRES TREATED

Rate: 100 – 300 ml/ac

Acres Treated: 20 – 60 ac/jug

WATER VOLUME

Ground: 40 L/ac (10 US gal/ac)

Aerial: Do not apply by air.

RAINFASTNESS

1 hour

REGISTERED CROPS

- Alfalfa, seedling
- Beans, dry (pinto, black, great northern, red, pink, navy)
- Canola
- Carnations
- Chickpeas (desi, kabuli)
- Coriander
- Cranberries
- Fenugreek
- Field peas
- Highbush blueberries
- Lentils
- Onions, dry
- Potatoes
- Soybeans
- Spinach
- Sunflowers

WEEDS CONTROLLED

| Grass Species | Leaf Stage | Application Rates |
|--|------------|-------------------|
| Foxtail (green, yellow), Wild oats, Volunteer cereals (wheat, barley, oats) | 2 – 4 | 100 ml/ac |
| Barnyard grass, Fall panicum, Proso millet, Volunteer corn, Volunteer canarygrass, Witch grass | 2 – 6 | 100 ml/ac |
| Barnyard grass, Crabgrass (smooth, large), Fall panicum, Foxtail (green, yellow), Persian darnel, Proso millet, Quackgrass suppression, Volunteer canarygrass, Volunteer cereals (wheat, barley, oats), Volunteer corn, Wild oats, Witch grass | 2 – 6 | 150 ml/ac |
| Quackgrass control | 2 – 6 | 300 ml/ac |

HOW IT WORKS

The active ingredient is translocated from the treated foliage to the growing points of the leaves, shoots and roots. Leaf foliage will first change from green to yellowish, then purplish and finally brown. Newest leaf of affected plant pulls out easily in 3–5 days. Time required for complete control is normally 7–21 days following treatment, depending on growing conditions and crop competition.



ARROW ALL IN®

CROP STAGING

- Most crops are tolerant at all stages, so target applications at the optimal weed stage.
- Always adhere to the pre-harvest interval for each crop.

REGISTERED AND SUPPORTED TANK MIXES

- Glyphosate-tolerant soybeans: glyphosate
- Canola: Lontrel™ XC or Muster®
- Clearfield® canola only: PHANTOM® 240 SL
- LibertyLink® canola only: glufosinate*
- Field peas: PHANTOM® 240 SL

MIXING INSTRUCTIONS

1. Fill clean tank ½ full with water and agitation on.
2. Add the required amount of tank-mix partner.
3. Add ARROW ALL IN® and agitate¹.
4. OPTIONAL: For use of ARROW ALL IN® alone (not in a tank mixture), add the correct amount of adjuvant.
5. Fill the remainder of tank with water and continue agitating.
6. Agitate thoroughly after prolonged pauses.

¹When mixing with glufosinate, first add ARROW ALL IN®, followed by glufosinate.

PRE-HARVEST INTERVALS

- Canola, Chickpeas (desi, kabuli), Coriander, Dry beans (pinto, black, great northern, red, pink, navy), Lentils
- Highbush blueberries, Spinach: 14 days
- Alfalfa (seedling), Cranberries, Fenugreek: 30 days
- Onions, dry: 45 days
- Potatoes: 60 days
- Sunflowers: 72 days
- Field peas, Soybeans: 75 days

ADJUVANT RATE

An optional additional adjuvant may be used under circumstances of heavy weed pressure or when environmental conditions (e.g., drought) are not ideal for weed control.

- 30% phosphate ester surfactant @ 0.5% v/v
- Methylated Seed Oil (MSO) @ 0.5% v/v
- Non-ionic surfactant (NIS) @ 0.25% v/v

CROP ROTATIONS

No restrictions

GRAZING RESTRICTIONS

Do not cut treated crops for feed or graze until 60 days after application.

STORAGE

Do not freeze.

QUICK TIPS:

Most effective control is achieved when application is made prior to tillering when annual grasses are small and actively growing.



BADGE®

Get proven control of almost 30 broadleaf weeds in cereals and corn with easy-to-use tank-mix options for one-shot weed control.



ACTIVE INGREDIENT

Bromoxynil 225 g/L and MCPA 2 EH Ester 600 225 g/L = EC

PACKAGING

Case: 2 x 10 L jugs

APPLICATION RATES & ACRES TREATED

Rate: 500 ml/ac

Acres Treated: 20 ac/jug

WATER VOLUME

Ground:

- Cereals: 20–40 L/ac (5–10 US gal/ac)
- Corn: 80–120 L/ac (20–30 US gal/ac)
- Forages: 60 L/ac (15 US gal/ac)

Aerial: 8–20 L/ac (2–5 US gal/ac)

RAINFASTNESS

1 hour

REGISTERED CROPS

Field crops:

- Barley
- Corn
- Fall rye
- Oats
- Wheat (spring, winter)

WEEDS CONTROLLED

- American nightshade
- Ball mustard
- Bluebur
- Canada thistle¹
- Cocklebur
- Common buckwheat
- Common groundsel
- Common ragweed
- Cow cockle²
- Flixweed
- Green smartweed
- Kochia³
- Lady's thumb
- Lamb's quarters
- Night-flowering catchfly
- Pale smartweed
- Perennial sow thistle¹
- Redroot pigweed
- Russian thistle³
- Scentless chamomile⁴
- Shepherd's purse
- Stinkweed
- Tartary buckwheat
- Velvetleaf⁵
- Volunteer canola (all types)
- Volunteer sunflower
- Wild buckwheat
- Wild mustard
- Wild tomato
- Wormseed mustard

¹Top growth control

²Up to 4-leaf stage

³When sprayed before plants are 2 inches high

⁴Spring annual only

⁵When sprayed before plants are 3 inches high

HOW IT WORKS

A combination of systemic and contact activity with weeds yellowing within 2–4 days and exhibiting abnormal growth (twisting and cupping of leaves) in 2–10 days.

CROP STAGING

| Crop | Timing |
|--|--|
| Barley, Oats, Spring wheat | 2-leaf to early flag |
| Corn | 4- to 6-leaf |
| Fall rye | When growth commences in spring to early flag leaf |
| Timothy (established for seed production) | Prior to shot blade in the seed production year |
| Winter wheat (includes underseeded with red clover) | 2- to 4-leaf stage in the fall or after growth resumes up to early flag leaf |

REGISTERED AND SUPPORTED TANK MIXES

- Corn: atrazine
- Oats: MCPA ESTER 600
- Spring wheat and barley: Avenge®, MCPA ESTER 600, Refine Extra®, BISON® 400 L
- Winter wheat: MCPA ESTER 600, Refine Extra®

MIXING INSTRUCTIONS

1. Fill clean spray tank ½ full with water.
2. Add the required amount of BADGE® and agitate thoroughly.
3. Fill the tank and agitate again before use.
4. If tank-mixing with a grassy weed herbicide, read both labels and follow the more stringent directions for tank-mixing.

CROP ROTATIONS

No re-cropping restrictions the year after treatment

STORAGE

Do not freeze.

GRAZING RESTRICTIONS

Do not graze treated grain or established timothy crops or cut for feed within 30 days of application.

QUICK TIPS:

BADGE® herbicide is well known for being gentle on the crop.
 Avoid spraying if temperatures are above 25°C.



BISON® 400 L

Get a wide window of application and excellent control of annual grasses in cereals and seedling forage grasses grown for seed.



ACTIVE INGREDIENT

Tralkoxydim 400 g/L = SC

PACKAGING

One case includes:

- 1 x 8 L jug of BISON® 400 L
- 1 x 8 L jug of Addit® adjuvant

APPLICATION RATES & ACRES TREATED

Rate: 200 ml/ac

Acres Treated: 40 ac/case

WATER VOLUME

Ground: 20–40 L/ac (5–10 US gal/ac)

Aerial: 12–18 L/ac (3–5 US gal/ac)

RAINFASTNESS

1 hour

REGISTERED CROPS

Field crops:

- Barley
- Rye (spring, winter)
- Triticale
- Wheat (spring, winter)

Cereal crops underseeded to forage legumes:

- Alfalfa
- Birdsfoot trefoil
- Clovers
- Sainfoin

WEEDS CONTROLLED

| Weed | Leaf Stage |
|---------------------------|------------|
| Wild oats, Volunteer oats | 1–6 |

HOW IT WORKS

A systemic post-emergent herbicide that translocates the active ingredient to the growing point. Yellowing of the growing point in 1–3 weeks. The newest leaf pulls out easily in 3–5 days.

CROP STAGING

Generally there are no restrictions. Always read the label for tank-mixing instructions and additional restrictions.



BISON® 400 L

REGISTERED AND SUPPORTED TANK MIXES

Do not apply any broadleaf herbicide tank mixes to underseeded forage legumes.

Herbicides:

- 2,4-D ESTER 700
- Attain®
- BADGE®
- BROMOTRIL®
- Bromoxynil + 2,4-D ESTER 700
- Dichlorprop + 2,4-D ESTER 700
- Infinity®
- Lontrel™ XC
- MCPA ESTER 600
- Pixxaro™
- Prominex™
- Trophy®

Insecticides:

- Decis®
- SILENCER® 120 EC
- ZIVATA™

Fungicides:

- BUMPER® 432 EC

MIXING INSTRUCTIONS

1. Begin to fill spray tank or premix tank with clean water, and engage agitator.
2. Agitation must be continued throughout the entire mixing and spraying procedure.
3. When the spray tank or premix tank is $\frac{3}{4}$ full of water, add BISON® 400 L. If more than 1 case of BISON® 400 L is to be used, add the BISON® 400 L from all cases prior to adding tank-mixed products or Addit® adjuvant.
4. If tank-mixing, add the recommended tank-mix partner(s).
5. Add Addit® adjuvant at 0.5% v/v, and continue to fill tank to desired level with water.

ADJUVANT RATE

Addit® adjuvant @ 0.5% v/v

Adjust accordingly if reducing water volume.

CROP ROTATIONS

Do not replant treated areas to tame oats or corn for at least 4 weeks after application.

PRE-HARVEST INTERVAL

60 days

GRAZING RESTRICTIONS

- Immature cereal crops may be grazed or cut for hay 16 days after treatment.
- Mature straw may be fed to livestock.
- Do not feed or graze underseeded forage crops in the year of treatment.

STORAGE

- Shake well before use.
- Do not freeze.

QUICK TIPS:

For optimal crop safety, spray in warm weather with moist soil. Avoid stressful growing conditions, and avoid applying within 2 – 3 days of temperatures at 4°C or below.



BROMOTRIL®

Tough broadleaf weed control with tank-mix flexibility and excellent crop safety.



ACTIVE INGREDIENT

Bromoxynil Octanoate Ester 240 g/L = EC

PACKAGING

Case: 2 x 9.7 L jugs

APPLICATION RATES & ACRES TREATED

PRE-PLANT:

- Rate: 490 ml/ac
- Acres Treated: 20 ac/jug

IN-CROP BROADLEAF:

- Rate: 490 – 570 ml/ac
- Acres Treated: 17 – 20 ac/jug

WATER VOLUME

Ground: 20 – 80 L/ac (5 – 20 US gal/ac)

Aerial (in-crop only):

- 8 – 16 L/ac (3 – 5 US gal/ac)
- Wheat and barley only
- Do not apply pre-plant

RAINFASTNESS

30 minutes

REGISTERED CROPS

| Crop | Timing |
|-----------------------------|------------------------------------|
| Barley, Canola, Oats, Wheat | Pre-plant burn-off with glyphosate |

| Crop | Crop Stage |
|--|--|
| Alfalfa (seedling) | 2 – 6 trifoliolate |
| Alfalfa (established for seed production only) | Spring: before the crop begins to shield the weeds |
| Barley, Oats, Triticale, Wheat (spring) | 2-leaf to early flag |
| Winter wheat | Fall: 2- to 4-leaf Spring: first growth to early flag |
| Corn (field, sweet) | 4- to 8-leaf (beyond 8-leaf requires drop pipes) |
| Fall rye | Spring: from first growth to early flag |
| Forage millet, Sorghum | 4-leaf to 8 inches |

WEEDS CONTROLLED

Seedling up to 4-leaf stage:

- American nightshade
- Bluebur
- Cocklebur
- Common ragweed
- Cow cockle¹
- Green smartweed
- Kochia²
- Lady's thumb
- Pale smartweed
- Pigweed¹
- Russian thistle²
- Stinkweed¹
- Velvetleaf³
- Wild mustard¹

Seedling up to 8-leaf stage:

- Common buckwheat
- Common groundsel
- Lamb's quarters
- Tartary buckwheat
- Wild buckwheat

¹In normal conditions, it will be controlled up to 4-leaf stage. Plants beyond this stage are unlikely to be controlled; the higher rate generally gives better results.

²Spray before plants are 2 inches high.

³Spray before plants are 3 inches high.



BROMOTRIL®

HOW IT WORKS

BROMOTRIL® is a contact herbicide which controls Group 2- and Group 9-resistant biotypes. Leaves will yellow in 2–4 days with complete control in 7–14 days.

REGISTERED AND SUPPORTED TANK MIXES

Post-emergent herbicides:

- Spring wheat: 2,4-D ESTER 700, MCPA ESTER 600, BISON® 400 L
- Winter wheat: 2,4-D ESTER 700, MCPA ESTER 600, BISON® 400 L
- Barley: 2,4-D ESTER 700, MCPA ESTER 600, BISON® 400 L
- Oats: MCPA ESTER 600
- Corn: Accent®, atrazine, Banvel® (dicamba), Ultim®
- Fall rye: MCPA ESTER 600

Pre-plant herbicide:

- Glyphosate

Fungicide:

- BUMPER® 432 EC

MIXING INSTRUCTIONS

1. Fill spray tank ½ full with water.
2. Add required amount of BROMOTRIL®. Begin agitation.
3. If tank-mixing, add any tank-mix partner(s) to the spray tank first, agitate and then add BROMOTRIL® (unless otherwise directed by the BROMOTRIL® and tank-mix partner label).
4. Add the remaining amount of water while agitation continues.

CROP ROTATIONS

No crop rotation restrictions

PRE-HARVEST INTERVAL

30 days

GRAZING RESTRICTIONS

- Do not use treated crops for grazing of livestock or green feed until 30 days after application.
- Do not cut treated crops for forage until 30 days after application.

STORAGE

Do not freeze.

QUICK TIPS:

Avoid spraying if temperatures are above 25°C. Leaf scorching may occur in corn if applied during or after adverse growing conditions, such as cool and wet or hot (above 27°C) and humid weather. For best results, spray when weeds are in the seedling stage.



DAVAI® 80 SL

Broadleaf and grassy weed control in a convenient package that allows for flexible tank-mix options in soybeans, dry beans and field peas.



ACTIVE INGREDIENTS

Imazamox 80 g/L = SL

PACKAGING

Case: 2 × 8 L jugs

APPLICATION RATE & ACRES TREATED

Rate: 100 ml/ac

Acres treated: 80 ac/jug

WATER VOLUME

Ground: 40 L/ac (10 US gal/ac)

Aerial: Do not apply by air.

RAINFASTNESS

3 hours

REGISTERED CROPS

• Dry Beans

• Field Peas

• Soybeans

WEEDS CONTROLLED (APPLICATION TIMING)

Unless otherwise noted below, apply to young and actively growing weeds.

Broadleaf weeds (cotyledon – 4 leaf):

- Cleavers*
- Cow cockle
- Flixweed
- Green smartweed
- Lamb's quarters
- Redroot pigweed
- Shepherd's purse
- Stinkweed
- Stork's bill
- Wild buckwheat*
- Wild mustard
- Volunteer canary seed
- Volunteer canola

Grassy weeds (1 to 4-leaf or early tillering):

- Barnyard grass
- Green foxtail¹
- Japanese brome grass*
- Persian darnel
- Volunteer canola
- Volunteer barley
- Volunteer wheat
- Wild oats¹
- Yellow foxtail

*Suppression only

¹Including Group 1-resistant weeds. DAVAI® 80 SL will NOT control weed biotypes that are multiple-resistant to both Group-1 and Group-2 herbicides.

HOW IT WORKS

DAVAI® 80 SL is readily absorbed through both leaf and root uptake, and it is translocated in the plant to inhibit amino acid production and cell division. Plant growth is inhibited, and a few days after application, chlorosis and terminal bud injury become evident. Leaves and stems become yellow and purple, and root growth may be inhibited. Crop competition is quickly reduced, although complete plant death is relatively slow.



DAVAI® 80 SL

CROP STAGING

- Dry Beans, Soybeans: Emergence to 3-expanded trifoliate leaves
- Field Peas: 1 to 6 true-leaf stage

REGISTERED AND SUPPORTED TANK MIXES

- ARROW® 240 EC
- ARROW ALL IN®
- Basagran® Forté
- Broadloom®
- LEOPARD®
- PHANTOM® 240 SL

MIXING INSTRUCTIONS

1. Fill clean tank $\frac{1}{2}$ to $\frac{3}{4}$ full of clean water and turn agitation on.
2. Add the required amount of DAVAI® 80 SL herbicide and continue to agitate.
3. If required, add the correct amount of tank-mix partner while agitating.
4. Add the required amount of adjuvant while agitating.
5. Continue agitating and fill the remainder of the spray tank with water.

ADJUVANT RATE

Methylated Seed Oil (MSO) such as Merge®, NORAC MSO, Hasten NT Ultra® @ 0.50% v/v

ADAMA Adjuvant 80, Agral® 90, Sentry™ @ 0.25% v/v

CROP ROTATIONS

- Barley
- Canola
- Canary Seed
- Corn
- Field Peas
- Soybeans
- Clearfield® sunflowers
- Soybeans
- Wheat (spring)

PRE-HARVEST INTERVALS

- Field peas: 60 days
- Dry beans: 75 days
- Soybeans: 85 days

RECRIPPING RESTRICTIONS

There are several factors that affect the recropping following an imidazolinone application. If you are planning to use DAVAI® 80 SL or PYTHON™, please consult the recropping restrictions and guidelines on page 43.

GRAZING RESTRICTIONS

- Field peas: 30 days
- Imidazolinone-tolerant lentils: 20 days
- Do not graze all other treated crop.

STORAGE

Do not freeze.


QUICK TIPS:

Cool weather conditions or drought will delay herbicidal activity and if prolonged, may result in poor weed control. Use of DAVAI® 80 SL herbicide in hot, humid weather may result in temporary leaf yellowing, leaf flecking, bronzing or burning. The crop usually outgrows this condition within 10 days. When weeds are stressed due to drought, flooding, hot or prolonged cool temperatures (15° C or less), control can be reduced or delayed since weeds are not actively growing. Weeds escapes or regrowth may occur under prolonged stress conditions or low fertility. Do not make applications to weeds stressed longer than 20 days due to lack of moisture, as unsatisfactory control can result.



EMPHASIS™

A co-pack of two actives — carfentrazone-ethyl and bromoxynil — that, when tank-mixed with glyphosate, offers three modes of action for fast burndown control of approximately 70 broadleaf and grassy weeds.



ACTIVE INGREDIENTS

Carfentrazone-ethyl at 240 g/L as an EC = EMPHASIS™ A, and Bromoxynil (octanoate ester) at 240 g/L as an EC = BROMOTRIL®

PACKAGING

Co-pack includes:

- 2 x 0.6 L jugs of EMPHASIS™ A
- 2 x 9.7 L jugs of BROMOTRIL®

APPLICATION RATE & ACRES TREATED

Canola

Rate: 15 ml/ac of EMPHASIS™ + 236 ml of BROMOTRIL®

Acres treated: 80 ac/case

Barley, Oats, Wheat

Rate: 30 ml/ac of EMPHASIS™ + 472 ml of BROMOTRIL®

Acres treated: 40 ac/case

WATER VOLUME

Ground: minimum 40 L/ac (10 US gal/ac)

Aerial: Do not apply by air.

RAINFASTNESS

30 minutes

REGISTERED CROPS AND STAGING

- Barley
- Oats
- Canola
- Wheat (spring, winter)

HOW IT WORKS

EMPHASIS™ is a multi-mode, contact herbicide that controls broadleaf weeds including Group-2- and Group-9-resistant* biotypes such as kochia. Within a few hours following application, the foliage of susceptible weeds shows signs of desiccation, and in subsequent days, necrosis and death of the plant occur.

* Does not control Group-9-resistant fleabane.

MIXING INSTRUCTIONS

1. Fill spray tank with ½ of the volume of clean water needed.
2. With agitator running add the required amount of EMPHASIS™ A to spray tank.
3. Next add the required amount of BROMOTRIL®.
4. Add more water, then add glyphosate.
5. Complete filling the tank to desired level.

CROP ROTATIONS

No restrictions

STORAGE

Do not freeze.



EMPHASIS™

WEEDS CONTROLLED

| Canola: Pre-Plant (80 acres/case) | | |
|--|--|---|
| Weeds controlled by EMPHASIS™ alone: | | Rates: |
| <ul style="list-style-type: none"> • Black nightshade • Eastern black nightshade¹ • Lamb's quarters² • Morning glory³ • Redroot pigweed • Tall waterhemp¹ • Velvetleaf • Volunteer canola⁶ | | <ul style="list-style-type: none"> • EMPHASIS™ A: 15 ml/ac • BROMOTRIL®: 236 ml/ac |
| Additional weeds controlled when EMPHASIS™ is tank-mixed with glyphosate (at stated rate)* | | |
| EMPHASIS™ alone weeds, plus: | | |
| <ul style="list-style-type: none"> • Cocklebur • Cow cockle • Green foxtail • Green smartweed • Lady's thumb • Smooth pigweed • Volunteer cereals (barley, oats, wheat) • Wild mustard | | <ul style="list-style-type: none"> • EMPHASIS™ A: 15 ml/ac • BROMOTRIL®: 236 ml/ac • Glyphosate: 180 g a.i./ac |
| 180 g a.i./ac weeds, plus: | | |
| <ul style="list-style-type: none"> • Bluegrass (annual) • Canada fleabane⁴ • Canada thistle (rosette stage, summerfallow) • Cleavers • Crabgrass • Dandelion (less than 15 cm) • Downy brome • Flixweed • Giant foxtail • Hemp-nettle • Kochia • Narrow-leaved hawk's beard • Narrow-leaved vetch • Quackgrass⁵ • Ragweed (common) • Russian thistle • Stinkweed • Prickly lettuce • Sow thistle (annual) • Shepherd's purse • Wild buckwheat | | <ul style="list-style-type: none"> • EMPHASIS™ A: 15 ml/ac • BROMOTRIL®: 236 ml/ac • Glyphosate: 360 g a.i./ac |
| Wheat, Oats, Barley: Pre-Plant (40 acres/case) | | |
| Weeds controlled by EMPHASIS™ alone: | | Rates: |
| <ul style="list-style-type: none"> • Buckwheat (common, tartary) • Carpetweed • Groundsel (common) • Jimsonweed • Lamb's quarters² • Morning glory³ • Mustard (tansy) • Nightshade (American, Black, Eastern black¹, hairy) • Pigweed (red root, tumble) • Purslane (common) • Smartweed (pale) • Velvetleaf • Volunteer canola • Waterhemp (common, tall¹) | | <ul style="list-style-type: none"> • EMPHASIS™ A: 30 ml/ac • BROMOTRIL®: 472 ml/ac |
| The EMPHASIS™ + glyphosate combination controls approximately 70 weeds (not all are listed here). | | |
| See the glyphosate label for a complete list of weeds controlled at each rate. | | |

¹ up to 5 cm | ² up to 7.5 cm | ³ up to 3 leaves | ⁴ does not include Group 9-resistant fleabane⁵ light to moderate infestations, 3-4 green leaves or more | ⁶ including glyphosate-tolerant varieties

* Additional weeds controlled with glyphosate pertain to both canola and wheat/oat/barley applications.

QUICK TIPS:

Wait at least one day after application before seeding to allow adequate time for weed control.

Avoid overnight storage of spray mixtures when possible.

Premixing EMPHASIS™ spray solutions in nurse tanks is not recommended.



INVOLVE® 50 WDG

ADAMA's pre-plant or post-harvest Group-2 herbicide for control of the toughest broadleaf weeds.



ACTIVE INGREDIENT

50% Tribenuron-methyl = WDG

PACKAGING

Case: 10 x 480 g bottles/case

APPLICATION RATES & ACRES TREATED

Rate: 6 g/ac

Acres Treated:

- 80 ac/bottle
- 800 ac/case

WATER VOLUME

Ground: 22–44 L/ac (5–12 US gal/ac)

Aerial: Do not apply by air.

RAINFASTNESS

1 hour

REGISTERED CROPS

- | | | |
|-----------------|--------------|--------------------------|
| • Alfalfa | • Field peas | • Spring barley |
| • Alsike clover | • Oats | • Timothy |
| • Dry beans | • Red clover | • Wheat (spring, winter) |
| • Faba beans | • Soybeans | |

WEEDS CONTROLLED

INVOLVE® 50 WDG plus 0.5 REL/ac glyphosate equivalent will control the following weeds:

Broadleaf Weeds:

- | | |
|-------------------------------|------------------------------------|
| • Canada fleabane | • Narrow-leaved hawk's beard |
| • Canada thistle ² | • Redroot pigweed |
| • Common ragweed | • Scentless chamomile ² |
| • Cow cockle | • Stinkweed |
| • Dandelion | • Volunteer canola ³ |
| • Flixweed | • White cockle ² |
| • Hemp-nettle | • Wild mustard |
| • Kochia | • Wild buckwheat |
| • Lamb's quarters | |

Grasses:

- | | |
|------------------|--------------------|
| • Downy brome | • Volunteer barley |
| • Giant foxtail | • Volunteer wheat |
| • Green foxtail | • Wild oats |
| • Persian darnel | |

¹ Excluding Group 2- and Group 9-resistant fleabane

² Suppression only

³ Including glyphosate-tolerant varieties



INVOLVE® 50 WDG

HOW IT WORKS

INVOLVE® 50 WDG inhibits the production of the ALS enzyme, quickly causing plants to stop growing and become discoloured (red, yellow, purple) at the growing point and spreading to the entire plant within 1–3 weeks.

CROP STAGING

- Pre-plant, Post-harvest, Summerfallow

REGISTERED AND SUPPORTED TANK MIXES

- 2,4-D ESTER 700
- AIM® EC
- Authority® 480
- Dicamba L
- Glyphosate

SUPPORTED ADJUVANTS

- Agral 90®
- Not all tank mixes require an adjuvant, see label for details.

MIXING INSTRUCTIONS

1. Fill clean spray tank ½ full of clean water, start agitation.
2. Add the required amount of Involve and agitate until product is completely dispersed.
3. Add the required amount of glyphosate.
4. Add the required amount of surfactant, then fill tank with remaining water.
5. For repeat tank loads, empty the spray tank completely to avoid Involve from not dispersing or add to tank as a pre-slurry in 5–10 L of water.

CROP ROTATIONS

- Alfalfa, bean crops (including dry beans, faba beans, field peas and soybeans), oats, red clover or alsike clover, timothy, spring barley, spring wheat and winter wheat: 24 hours after application
- Canola and lentils: 60 days after application

Post-harvest application in the fall may be summerfallowed or seeded in the spring to:

- Alfalfa, canola, field corn or bean crops (including dry beans, faba beans, field peas and soybeans), lentils, red clover or alsike clover, spring wheat, spring barley, oats and Timothy.

ADJUVANT RATE

Non-ionic surfactant (NIS) @ 0.2–0.35% v/v

Please refer to label for appropriate rate.

STORAGE

May be stored at any temperature

QUICK TIPS:

Degree of control and duration of effect depend on weed sensitivity, weed size, spray coverage and growing conditions. Activity of the herbicide mixture may be delayed by cold, dry conditions after application.

Injury to pulse crops may occur on coarse-textured soils, low in organic matter (less than 3%), or in fields with variable soils, gravelly areas, sandy areas or eroded knolls. Avoid planting pulse crops in soils containing more than 50% sand.



HERBICIDE
IN-CROP • GRASS

GROUP 1

LEOPARD®

ADAMA's grass control product to control hard-to-kill grassy weeds in dry beans, soybeans and cucurbit vegetable crops.



ACTIVE INGREDIENT

Quizalofop-P-ethyl 100 g/L = EC

PACKAGING

Case: 2 x 7.8 L jugs

APPLICATION RATES & ACRES TREATED

Rate: 150 – 290 ml/ac (standard rate: 195 ml/ac)

Acres Treated: 30 – 50 ac/jug (standard rate: 40 ac/jug)

WATER VOLUME

Ground: 40 L/ac (10 US gal/ac)

Aerial: 10 L/ac (2.5 US gal/ac)

RAINFASTNESS

1 hour

REGISTERED CROPS

- Alfalfa, seed
- Beans (dry & snap)
- Canola
- Chickpeas
- Cucurbit vegetables
- Lentils
- Lima, Adzuki & Mung beans (Ontario)
- Peas (field & processing)
- Rutabagas (Ontario & Quebec)
- Soybeans
- Sugarbeets

WEEDS CONTROLLED

Check label as weed stage controlled by LEOPARD® varies.

- Barnyard grass
- Downy brome
- Fall panicum
- Foxtail barley
- Green foxtail
- Japanese brome
- Old witchgrass
- Proso millet
- Quackgrass¹
- Volunteer cereals (wheat, barley, oats)
- Volunteer corn
- Wild oats
- Yellow foxtail

¹Suppression at lower rates; control at higher rates

HOW IT WORKS

LEOPARD® is a selective post-emergent herbicide for the control of annual and perennial grasses. LEOPARD® is a systemic herbicide which is rapidly absorbed and readily translocated for the treated foliage to the root systems and growing points of the plant. Treated plants show a reduction in growth and a loss of competitiveness. An early yellowing and browning of the younger plant tissues is followed by a progressive collapse of the remaining foliage. These symptoms will generally be observed in 1–3 weeks depending on the grass species treated and the environmental conditions. This product does not control sedges or broadleaf weeds.

CROP STAGING

- Most crops are tolerant at all stages, so target applications at the optimal weed stage.
- Always adhere to the pre-harvest interval for each crop.



REGISTERED AND SUPPORTED TANK MIXES

- Basagran®
- Glufosinate
- PHANTOM® 240 SL

MIXING INSTRUCTIONS

1. Thoroughly clean the sprayer by flushing the system with water containing detergent.
2. Fill clean spray tank ½ full with water. Start agitation.
3. If tank-mixing LEOPARD® with another pesticide, add tank-mix partner followed by the adjuvant.
4. Ensure that the herbicide is completely mixed before proceeding to the next step.
5. Add the rest of the required water to the tank. Mix well before applying to the crop.

On repeat tank loads, ensure that the amount of spray solution left in the tank from the previous load is less than 10% of volume about to be mixed.

Do not mix, load or clean spray equipment where there is a potential to contaminate wells or aquatic systems.

When mixing with glufosinate: Glufosinate + LEOPARD® + surfactant

When mixing with glyphosate: Glyphosate + LEOPARD® + surfactant

ADJUVANT RATES

- LEOPARD® is not packaged with, but requires, an adjuvant such as:
 - Merge® @ 0.5 – 1% v/v
 - LI700® @ 0.25 – 0.5% v/v
 - Liberate™ adjuvant @ 0.5% v/v
 - Other non-ionic surfactants (NIS) or methylated seed oil (MSO) adjuvants

CROP ROTATIONS

No restrictions

PRE-HARVEST INTERVAL

- Beans (dry and snap), Cucurbits, Rutabagas: 30 days
- Sugarbeets: 60 – 80 days
- Canola: 64 days
- Peas, Small red beans: 65 days
- Soybeans: 80 days

GRAZING RESTRICTIONS

Do not cut treated crops for hay.

STORAGE

Do not freeze.

QUICK TIPS:

LEOPARD® is safe on the crop at all stages. Rates are dependent on weed stages.

Use the higher adjuvant rate when targeting quackgrass, or when conditions are not conducive to good growth.



MCPA ESTER 600

Provides reliable post-emergent control of broadleaf weeds and great tank-mix flexibility in wheat, barley, rye, oats, and pasture areas.



ACTIVE INGREDIENT

MCPA 2 EH Ester 600 g/L = EC

PACKAGING

Case: 2 x 10 L jugs

APPLICATION RATES & ACRES TREATED

Rate: 285 – 425 ml/ac

Acres Treated: 24 – 35 ac/jug

WATER VOLUME

Ground: 37–75 L/ac (10–20 US gal/ac)

Aerial: 11 L/ac (3 US gal/ac)*

* Please refer to label as aerial application is crop-specific.

RAINFASTNESS

Avoid applying when rain is forecast.

REGISTERED CROPS

| Crop | Timing* | Rate |
|-------------------------------------|---|-----------------|
| Spring wheat, Barley, Rye | From the 3-leaf expanded to the early flag-leaf stage. From milk stage to maturity. | Up to 425 ml/ac |
| Oats (not underseeded with legumes) | From the 1-leaf expanded to the early flag-leaf stage. | Up to 365 ml/ac |
| Winter wheat, Fall rye | In spring, from full tillering to the shot blade stage. Do not apply during and after the flag-leaf stage. Do not apply to seedling winter cereals in the fall. GROUND APPLICATION ONLY. | Up to 425 ml/ac |

*Do not apply more than one treatment per year

WEEDS CONTROLLED

Susceptible weeds²:

- Annual sunflower
- Burdock⁴
- Cocklebur
- Flixweed¹
- Lamb's quarters
- Mustard (except Dog and Tansy)
- Plantain
- Prickly lettuce
- Ragweed
- Russian pigweed¹
- Shepherd's purse¹
- Stinkweed
- Vetch
- Wild radish

Harder-to-control weeds³:

- Annual sow thistle
- Biennial wormwood
- Canada thistle¹
- Corn spurry¹
- Curled dock
- Dandelion
- Dog mustard
- Field bindweed¹
- Field Horsetail¹
- Field peppergrass
- Goat's beard
- Hairy galinsoga
- Hedge bindweed¹
- Hemp-nettle⁴
- Kochia
- Lady's thumb¹
- Leafy spurge¹
- Oak-leaved goosefoot
- Perennial sow thistle¹
- Purslane
- Redroot pigweed
- Russian knapweed¹
- Russian thistle
- Smartweed¹
- Sweet clover⁵
- Tansy mustard
- Tartary buckwheat

¹ Use highest listed rate.

² Small seedlings (2- to 4-leaf), growing rapidly, good growing conditions: 235 mL/ac
Large weeds, dry or cold weather, heavy infestations: 365 mL/ac; Susceptibility decreases with age.

³ Small seedlings (2- to 4-leaf), growing rapidly, good growing conditions: 425 mL/ac
Large weeds, dry or cold weather, heavy infestations: 610 mL/ac; Susceptibility decreases with age.

⁴ Before 4-leaf stage

⁵ Seedlings



MCPA ESTER 600

HOW IT WORKS

Systemic post-emergence phenoxy herbicide that acts as a plant growth regulator to control broadleaf weeds by stimulating nucleic acid and protein synthesis, which impacts the cell division and respiration causing malformed leaves, stems and roots.

CROP STAGING

- Most crops are tolerant at all stages, so target applications at the optimal weed stage.
- Always adhere to the pre-harvest interval for each crop.

REGISTERED AND SUPPORTED TANK MIXES

Herbicides:

- BADGE®
- BISON® 400 L
- BROMOTRIL®

Insecticides:

- PYRINEX® 480 EC

Fungicides:

- BUMPER® 432 EC

MIXING INSTRUCTIONS

1. Fill the spray tank ½ full with clean water.
2. Add the required amount of ADAMA MCPA ESTER 600 and agitate thoroughly.
3. Add any tank-mix partners.
4. Fill the tank and agitate again before use.

CROP ROTATIONS

No restrictions

PRE-HARVEST INTERVAL

7 days

GRAZING RESTRICTIONS

7 days

STORAGE

May be stored at any temperature

QUICK TIPS:

If product is exposed to temperatures below -20°C, it should be warmed to at least 5°C and mixed thoroughly before using.

Always read and follow registered product label instructions. It is an offence under the Pest Control Products Act to use this product in a way that is inconsistent with the directions on the label.



PHANTOM® 240 SL

Flexible pre-plant, pre-plant incorporated, pre-emergent or post-emergent broadleaf and grassy weed control in soybeans, dry beans, peas and alfalfa, with residual control to eliminate early season weed competition.



ACTIVE INGREDIENT

Imazethapyr 240 g/L = SL

PACKAGING

Case: 2 x 3.3 L jugs

APPLICATION RATES & ACRES TREATED

Rate: 126 – 170 ml/ac

Acres Treated: 20 – 26 ac/jug

WATER VOLUME

Ground: 40 L/ac (10 US gal/ac)

Aerial: Do not apply by air.

RAINFASTNESS

3 hours

REGISTERED CROPS

| Crop | Application timing | | | |
|---|--------------------|------------------------------|--------------|---------------|
| | Pre-plant | Pre-plant incorporated | Pre-emergent | Post-emergent |
| Adzuki beans | | • | • | |
| Alfalfa (grown for seed) | | • | • | |
| Dry common beans (black, cranberry, Dutch brown, kidney, white, yellow eye) | | Cranberry Kidney White | • | |
| Lima beans (Ontario only) | | | • | |
| Processing peas | | • | • | |
| Snap beans | | • | • | |
| Snow peas | | • | • | |
| Soybeans | • | • | • | • |

WEEDS CONTROLLED

Check label as weeds controlled vary by crop and application timing.

Broadleaf weeds:

- Cocklebur
- Common ragweed
- Eastern black nightshade¹
- Lady's thumb
- Lamb's quarters
- Ragweed¹
- Redroot pigweed¹
- Smartweed
- Velvetleaf
- Wild buckwheat
- Wild mustard

Grasses:

- Barnyard grass
- Crabgrass
- Foxtail (green, yellow)
- Witch grass
- Proso millet

¹ Excluding Group 2-resistant weeds

HOW IT WORKS

Phantom® 240 SL is a selective herbicide that can be applied as an early pre-plant, pre-plant incorporated, pre-emergent or post-emergent treatment in various crops. The application method depends upon the crop, anticipated weed spectrum and the preference of the applicator. With early pre-plant and pre-emergent treatments, susceptible weeds emerge, are present as stunted plants and then die. When Phantom® 240 SL is applied post-emergence, absorption may occur through both the roots and foliage. Susceptible weeds stop growing and eventually die.



PHANTOM® 240 SL

CROP STAGING

PHANTOM® 240 SL can be applied early pre-plant, pre-plant incorporated, pre-emergent or post-emergent depending on the crop.

REGISTERED AND SUPPORTED TANK MIXES

| Tank-mix option | Application timing | | | |
|------------------------------|--------------------|------------------------|--------------|----------------|
| | Early Pre-plant | Pre-plant incorporated | Pre-emergent | Post-emergent |
| Glyphosate | • | | | • ¹ |
| Glyphosate + FirstRate® | • | | | |
| Trifluralin | | • | | |
| Edge® | | • | | |
| Lorox®/Linuron | | | • | |
| Basagran® | | | | • |
| Basagran® Forte | | | | • |
| ARROW® 240 EC, ARROW ALL IN® | | | | • |
| LEOPARD® | | | | • |
| SQUADRON® II | | • | • | • |

¹ Glyphosate-tolerant soybeans only (i.e. varieties with the Roundup Ready®).

MIXING INSTRUCTIONS

1. Fill clean spray tank $\frac{1}{2}$ to $\frac{3}{4}$ full of clean water and turn agitation on.
2. Add the required amount of PHANTOM® 240 SL and continue agitation.
3. Add the required amount of non-ionic surfactant and continue agitation.
4. Fill with remaining water.

CROP ROTATIONS

These crops may be planted the season following a PHANTOM® 240 SL application:

- Adzuki beans
- Black beans
- Cranberry beans
- Dutch brown beans
- Field corn
- Clearfield® canola and corn
- Kidney beans
- Lima beans
- Processing peas
- Soybeans
- Spring barley
- Spring wheat
- White beans
- Winter wheat
- Yellow eyed beans

PRE-HARVEST INTERVALS

- Snap peas: 40 days
- Processing peas: 50 days
- Snow peas: 60 days
- Lima beans: 90 days
- Dry beans², Soybeans: 100 days

GRAZING RESTRICTIONS

Do not graze treated crops or cut for hay.

STORAGE

Do not freeze.

² Kidney, adzuki, Dutch brown, black, yellow eye, white and cranberry beans.

QUICK TIPS:

PHANTOM® 240 SL requires moisture for activation.

Soil-applied PHANTOM® 240 SL requires sufficient water within 7 days of application to moisten the soil to a depth of 2 inches for activation. If adequate moisture is not received within 7–10 days of application, perform a shallow inter-row cultivation 2–3 inches deep using a roller or S-tine cultivator to control escaped weeds until the field receives adequate moisture.

For early pre-plant applications (soybeans only), if more than 7–10 days elapse before the receipt of adequate precipitation to activate the herbicide and reduce the risk of weed escapes.



PYTHON™

PYTHON™ is a proven co-pack alternative, providing broad-spectrum weed control in soybeans and peas with two modes of action to combat weed resistance.



ACTIVE INGREDIENT

Imazamox 80 g/L and Bentazon 480 g/L = SL

PACKAGING

Case includes:

- PYTHON™ A: 1 × 4 L jug
- PYTHON™ B: 2 × 7.26 L jugs

APPLICATION RATES & ACRES TREATED

Rate:

- PYTHON™ A: 101 ml/ac
- PYTHON™ B: 364 ml/ac

Acres Treated: 40 acres/case

RAINFASTNESS

6 hours

NOTE: Requires UAN 28% @ 0.810 L/ac (NOT included in the co-pack)

REGISTERED CROPS

- Dry Beans
- Field Peas
- Soybeans

WEEDS CONTROLLED (APPLICATION TIMING)

Unless otherwise noted below, apply to young and actively growing weeds.

Broadleaf weeds (cotyledon – 4 leaf):

- Cleavers*
- Cow cockle
- Flixweed
- Green smartweed
- Lamb's quarters¹
- Redroot pigweed¹
- Prostrate pigweed¹
- Shepherd's purse
- Stinkweed
- Stork's bill
- Volunteer canola
- Wild buckwheat*
- Wild mustard

Grassy weeds (1 to 4-leaf or early tillering):

- Barnyard grass
- Green foxtail²
- Japanese brome grass*
- Persian dandel
- Volunteer barley
- Yellow foxtail
- Volunteer canary seed
- Volunteer wheat
- Wild oats²

*Suppression only

¹ PYTHON™ A + PYTHON™ B will provide more consistent control of prostrate pigweed, redroot pigweed and lamb's quarters including Group 2-resistant biotypes.

² Including Group-1-resistant weeds. PYTHON™ A will not control weed biotypes that are multiple-resistant to both Group 1 and Group 2 herbicides.



HOW IT WORKS

The PYTHON™ co-pack combines two powerful actives. PYTHON™ A (imazamox) is systemic, readily absorbed through both leaf and root uptake and PYTHON™ B (bentazon) is a contact herbicide. Good coverage and early application will give the best results.

CROP STAGING

- Dry beans: After 1st trifoliate leaf has fully expanded up to 2nd trifoliate leaf
- Soybeans: Cotyledon to the 4-leaf stage
- Peas: 3 to 6 above-ground nodes

REGISTERED AND SUPPORTED TANK MIXES

- ARROW® 240 EC
- LEOPARD®
- ARROW ALL IN®
- Glyphosate

MIXING INSTRUCTIONS

1. Fill clean spray tank ½ full with clean water. Start agitation system.
2. Add the required amount of PYTHON™ A. Continue to agitate.
3. Add the correct amount of PYTHON™ B. Continue to agitate.
4. Add UAN 28%.
5. Add recommended amount of adjuvant.
6. Complete filling with remaining water and continue agitation.

ADJUVANT RATE

- Merge® @ 0.5% v/v
- NORAC Methylated Seed Oil (MSO) @ 0.5% v/v
- Hasten® NT Ultra @ 0.5% v/v
- Agral® 90 @ 0.25% v/v

PRE-HARVEST INTERVALS

- Dry Beans: 75 days
- Peas: 60 days
- Soybeans: 85 days

RECRIPPING RESTRICTIONS

There are several factors that affect the recropping following an imidazolinone application. If you are planning to use DAVAI® 80 SL or PYTHON™, please consult the recropping restrictions and guidelines on page 43.

GRAZING RESTRICTION

Do not graze treated crop.
Peas may be fed to livestock
30 days
after application.

STORAGE

Do not freeze.

CROP ROTATIONS

- Barley
- Canola
- Field corn
- Field peas
- Oats
- Soybeans
- Clearfield® sunflowers
- Wheat (spring)

QUICK TIPS:

UAN 28% and an adjuvant are NOT INCLUDED in the case, but are REQUIRED (a reduction in weed control can be observed without the addition of a nitrogen source).

Do not apply PYTHON™ to any crops that have been subjected to stress from conditions — such as hail, flooding, hot/humid weather, drought, widely fluctuating temperature conditions, prolonged cold weather, or injury from prior herbicide applications — as crop injury may result.



SAFACYN™

[illegible]

It cannot be manufactured, imported, distributed, or used in Canada at this time except for the purpose of conducting research under the Pest Control Products Regulations.

39  Always read and follow pesticide label directions.





SQUADRON® II

With enhanced pan-granulated formulation, SQUADRON® II has increased solubility, less foaming and better compatibility with other herbicides. This broad-spectrum herbicide is registered for grassy and broadleaf weed control in a wide range of crops, most notably soybeans and potatoes.



ACTIVE INGREDIENT

75% Metribuzin = WDG

PACKAGING

Case: 4 x 5 kg jugs

APPLICATION RATES & ACRES TREATED

Rate: Please refer to the label for application rates as these vary based on crop, soil type and application methods.

Acres Treated: 15 – 60 acres/jug

RAINFASTNESS

6 hours after foliar application

REGISTERED CROPS

- Asparagus (established)
- Fruit trees (newly planted and established)
- Highbush blueberries (newly planted)
- Potatoes
- Processing carrots
- Soybeans¹
- Transplanted tomatoes (grown for processing)

¹ Do not use SQUADRON® II on AC Brant, Apache, Baron, Emosa, Maple Amber, Maple Ridge, IA 1003 or S-240 varieties.

WEEDS CONTROLLED

Broadleaf weeds:

- Carpetweed¹
- Cocklebur
- Common chickweed
- Common ragweed
- Corn spurry²
- Dandelion (seedling)
- Green smartweed
- Hemp-nettle²
- Jimsonweed¹
- Lady's thumb
- Lamb's quarters
- Prickly mallow
- Prostrate pigweed
- Redroot pigweed
- Russian thistle
- Shepherd's purse
- Stinkweed³
- Velvetleaf
- Wild buckwheat³
- Wild mustard
- Wild potato vine
- Yellow woodsorrel¹

Grassy weeds:

- Barnyard grass
- Cheat grass
- Crabgrass
- Fall panicum
- Giant foxtail
- Green foxtail
- Johnson grass (seedling)
- Witch grass
- Yellow foxtail

¹ Pre-emergence only

² Suppression with multiple post-emergent applications of 200 g/ha

³ Post-emergent applications only



SQUADRON® II

HOW IT WORKS

Metribuzin inhibits the photosynthesis of grassy and broadleaf weeds. Used pre-emergent, susceptible weeds and crop seedlings emerge through treated soil, but 2–5 days later the weeds show chlorosis and necrosis. Plants treated post-emergent show chlorosis and necrosis between leaf veins, followed by wilting and death.

SOIL TYPES AND RESTRICTIONS

The recommended use rates of SQUADRON® II are dependent upon soil texture and the organic matter content of the soil being treated: coarse, medium and fine.

The following chart outlines the soil textures included in each of the soil texture groupings:

| Coarse | Medium | Fine |
|---------------------------|---|---|
| Loamy sand, Sandy loam | Loam, Silt loam, Silt, Sandy clay loam, Sandy clay | Silty clay loam, Silty clay, Clay loam, Clay |

- On variable soils with coarse sandy areas, some crop injury may occur on the sandy areas if the rate used is for the finer soil type.
- Sandy loam and silty clay loam soils are transitional soils and may be classified as medium-textured soils in some regions.
- Do not use this product on muck soils. If SQUADRON® II is applied to muck soils, subsequent crops may be injured.
- Do not use on coarse soils with less than 2% organic matter.

PRE-HARVEST INTERVALS

- Asparagus: 14 days
- Potatoes, tomatoes: 60 days
- Newly planted blueberries: 2 years

GRAZING RESTRICTIONS

Grazing restrictions are crop-specific. Please refer to the label.

CROP ROTATIONS

Rotational crops such as onions, celery, peppers, cole crops, lettuce, spinach, sugar beets, table beets, turnips, pumpkins, squash, cucumbers, melons, tobacco and non-triazine-tolerant canola (rapeseed) are sensitive to SQUADRON® II and may be injured if planted in soil treated during the year of application or the following crop year.

Fall planted or cover crops such as wheat, oats and rye may be injured when planted within the same season.

QUICK TIPS:

New pan-granulated formula is the same concentration as our original formulation but with a new production method; it has a smaller particle size (averaging 4 microns) which disperses more rapidly and at rest stays suspended longer than the original metribuzin formulation (average particle size of 6 microns).

**REGISTERED AND SUPPORTED TANK MIXES AND APPLICATION TIMING**

| Crop | Application Method | Products |
|---|--|--|
| Soybeans | Pre-plant incorporated | SQUADRON® II plus Treflan™ E.C., Dual II Magnum®, Frontier® or Axiom® DF |
| | Pre-emergence following pre-plant incorporated application of other herbicides | Treflan™ E.C. followed by SQUADRON® II; Dual II Magnum® followed by SQUADRON® II |
| | Pre-plant surface or burn-off application | SQUADRON® II alone or with PHANTOM® 240 SL (Pursuit®), glyphosate, Axiom® DF, Lorox® DF, Dual II Magnum® |
| | Pre-emergence | SQUADRON® II alone or with PHANTOM® 240 SL (Pursuit®), glyphosate, Axiom® DF, Lorox® DF, Dual II Magnum®, Frontier®, Linuron 50%, Linuron 480, Broadstrike™ Dual |
| Potatoes | Pre-emergence | SQUADRON® II alone or with Dual II Magnum®, Linuron 50%, Linuron 480 g/L |
| | Early post-emergence | SQUADRON® II alone or with Venture® L |
| | Pre-emergence or early post-emergence or pre-plant incorporated | SQUADRON® II plus Dual II Magnum® or Eptam® 8-E |
| | Split application (pre- and post-emergence) | SQUADRON® II alone |
| Transplanted Tomatoes (grown for processing only) | Pre-plant incorporated | SQUADRON® II plus Treflan™ E.C., Dual II Magnum® |
| | Post-emergence | SQUADRON® II alone |
| Asparagus (established) | Pre-emergence | SQUADRON® II alone |
| Processing carrots | Post-emergence | SQUADRON® II alone |
| Highbush blueberries (newly planted) | Pre-emergence to weeds | SQUADRON® II alone |

INSECTICIDE TANK MIXES WITH SQUADRON® II

SILENCER® 120 EC and ZIVATA™ are supported tank mix for soybeans, potatoes, transplanted tomatoes (grown for processing only), asparagus (established) and processing carrots.

Timing of applications should be based on the presence of vulnerable pest developmental stages and significant populations as determined by local monitoring.

RECROPPING RESTRICTIONS WITH IMIDAZOLINONE PRODUCTS

There are several factors that affect the re-cropping following an imidazolinone application. These include (in order of importance):

1. **Product:** Imazethapyr, for example, is more persistent than imazamox.
2. **Soil moisture:** Requires more than 125 mm (5") of rain between herbicide application and August 31 in the year of application.
3. **Organic matter:** Brown soil zones (< 3% organic matter) are more susceptible to carryover crop injury the year after application.
4. **Rate:** Depending on the crop and rates, soil residues can be an issue.
5. **Soil pH:** Product persists longer in a pH < 5.5–6.

Depending on the following crop the level of sensitivity will vary. Please contact your local ADAMA Area Business Manager for more details.

NOTES

This image shows a blank sheet of white paper with horizontal ruling lines. The lines are evenly spaced and run across the width of the page. There is no text or other markings on the paper.

“

Customers need crop protection solutions they can trust. Thanks to the growing global network of manufacturing facilities, I can depend on ADAMA to deliver the products my customers need to thrive through modern challenges.

Gavin Lunn

Account Manager





INSECTICIDES

.....

PEST CONTROL



INSECTICIDES

| | |
|---|----|
| ALIAS® 240 SC (Seed and soil treatment) | 48 |
| ALIAS® 240 SC (Foliar application) | 50 |
| CORMORAN® | 52 |
| NIMITZ® 480 EC | 58 |
| SILENCER® 120 EC | 60 |
| SOMBRERO® 600 FS | 62 |
| NEW ZIVATA™ | 64 |



ALIAS® 240 SC

Seed and soil treatments for long lasting, early season control of tough insects in cereals, soybeans and many specialty crops.



ACTIVE INGREDIENT

Imidacloprid 240 g/L = SC

PACKAGING

Case: 4 x 3.785 L jugs

APPLICATION RATES & ACRES TREATED

Rate:

- Seed treatment: 12–238 ml/100 lbs of seed
- Soil application: 344–526 ml/ac

Seed or Acres Treated:

- Seed treatment: 16–315 lbs of seed/jug
- Soil application: 7–11 ac/jug

WATER VOLUME

Do not dilute with any more than 3:1 water to ALIAS® 240 SC when treating seed pieces.

Aerial: Do not apply by air.

RAINFASTNESS

N/A

REGISTERED CROPS¹

- Barley
- Broccoli
- Cabbage
- Field lettuce
- Ginseng
- Oats
- Potatoes
- Saskatoon berries
- Soybeans
- Strawberries
- Sweet potatoes
- Tomatoes
- Wheat (spring, winter)

¹Consult label for crop registrations by province.

KEY INSECTS CONTROLLED

- Aphids
- Colorado potato beetle
- European chafer larvae
- Leafhopper
- Potato flea beetle
- Soybean aphid
- Wireworm
- Plus many other insects; see label for details

HOW IT WORKS

Neonicotinoid chemistry provides control of insect pests through a combination of contact and ingestion.

APPLICATION TIMING AND CROP STAGING

| Crop | Insect | Rate | Application Information |
|--------------------------------------|---|--|---|
| Wheat (spring, winter), Barley, Oats | Wireworm | 19–29 ml/100 lbs of seed | For light wireworm pressure, apply to the seed prior to planting. |
| | | 38–57 ml/100 lbs of seed | For fields with a history of moderate to high wireworm pressure, apply to the seed prior to planting. |
| Field lettuce | Lettuce aphid | 10.2 ml/1,000 plants | Drench plugs prior to transplanting. |
| Potatoes | Aphids (including green, peach, buckthorn, foxglove, potato aphid), Colorado potato beetle, Potato flea beetle, Potato leafhopper | Soil application: 7.5–12 ml/100 m row or 344–526 ml/ac (based on 36-inch row spacing) Seed piece treatment: 12–18 ml/100 lbs of seed pieces | The higher rate is recommended when extended length of control is needed. Apply as a diluted spray onto seed pieces using a shielded spray system. |
| Soybeans | Wireworm, Soybean aphid, Bean leaf aphid, Seedcorn maggot | 118–236 ml/100 lbs of seed | Apply to seed, and use the higher rate when insect populations are expected to be high. |
| Tomatoes | Colorado potato beetle | 7–10 ml/100 m row | Apply in-furrow transplant. |

Consult label for additional seed, soil and in-furrow treatments.

☐ soil treatment ☐ seed or seed piece treatment



ALIAS® 240 SC

SEED AND SOIL TREATMENT

REGISTERED AND SUPPORTED TANK MIXES

- Raxil® Pro in wheat, barley and oats
- Apron XL® LS in soybeans
- ALIAS® 240 SC may be applied sequentially or mixed with other leading seed treatments that are registered for use in cereal and soybean crops.

MIXING INSTRUCTIONS

Seed and seed treatment:

- Shake well before using.
- When using ALIAS® 240 SC in conjunction with another seed treatment such as Rancona® Apex, Rancona® Pinnacle or Vitaflo® 280, mix just prior to application.
- Apply as a diluted spray onto seed pieces using a shielded spray system.
- Agitate or stir spray solution as needed.

Soil application:

- Apply as a narrow band in-furrow.

CROP ROTATIONS

Acceptable plant-back intervals for:

- Cereal grains (wheat, barley, oats): minimum 30 days
- Peas and beans: 9 months
- All other food and feed crops: 12 months

PRE-HARVEST INTERVALS

- Saskatoon berries: 14 days
- Brussels sprouts, cole (Crop Group 5), field lettuce: 21 days
- Strawberries: 30 days
- Eggplant: 70 days
- Sweet potatoes: 125 days
- Ginseng: 3 years between application and harvest

GRAZING RESTRICTIONS

Do not graze or feed livestock on treated areas for 4 weeks after planting.

STORAGE

- Do not freeze.
- Long-term storage of mixed product or carry-over of seed treated with ALIAS® 240 SC is not recommended.

QUICK TIPS:

For optimal insect control, good coverage of the seed is required.
For best results, direct spray on the seed pieces or seed potatoes in the furrow.



ALIAS® 240 SC

Control your worst potato, blueberry, vegetable and tree fruit insects with a long-lasting foliar application.



ACTIVE INGREDIENT

Imidacloprid 240 g/L = SC

PACKAGING

Case: 4 x 3.785 L jugs

APPLICATION RATES & ACRES TREATED

Rate: 70 – 190 ml/ac

Acres Treated: 20 – 54 ac/jug

WATER VOLUME

Ground: Apply by ground application in a water volume that provides good coverage of foliage and insect pests.

Aerial: Do not apply by air.

RAINFASTNESS

Avoid application when heavy rain is forecast.

REGISTERED CROPS

- Apples
- Brussels sprouts
- Caneberries (Crop subgroup 13A)
- Cherries¹
- Cole (Crop group 5)
- Eggplant
- Highbush blueberries²
- Lettuce³
- Nectarines
- Peaches
- Potatoes
- Tomatoes

¹BC, ON only

²BC only

³BC, ON, PQ, PEI, NS only

KEY INSECTS CONTROLLED

- Aphids
- Black cherry fruit fly
- Colorado potato beetle
- Leaf hoppers
- Mullein bug
- Potato flea beetle
- Soybean aphid
- Tentiform leafminer
- Western cherry fruit fly

HOW IT WORKS

Neonicotinoid chemistry provides control of insect pests through a combination of contact and ingestion.

APPLICATION TIMING AND CROP STAGING

The need and timing of application should be based on the presence of pests at vulnerable developmental stages and significant populations as determined by local monitoring. Consult label for specific crop and insect timing.



ALIAS® 240 SC

FOLIAR APPLICATION

REGISTERED AND SUPPORTED TANK MIXES

None registered

MIXING INSTRUCTIONS

1. Shake well before using.
2. Add a portion of the required amount of water to the spray tank with agitation.
3. Add required amount of ALIAS® 240 SC.
4. Complete filling the tank with balance of water.
5. Maintain sufficient agitation during mixing and application.

CROP ROTATIONS

- Cereal grains (wheat, barley, oats): minimum 30 days
- Field peas and beans: 9 months
- All other food and feed crops: 12 months

PRE-HARVEST INTERVALS

- Caneberries (Crop subgroup 13A): 4 days
- Apples, Brussels sprouts, cole (Group 5), eggplant, field lettuce, nectarines, peaches, potatoes: 7 days
- Cherries: 10 days
- Highbush blueberries: 14 days

GRAZING RESTRICTIONS

Do not graze or harvest cover crops for food or feed.

STORAGE

Do not freeze.

QUICK TIPS:

For optimal control, good coverage of the foliage is needed.



CORMORAN®

Multiple modes of action for codling moth control in apples and Colorado potato beetle control in potatoes as well as a wide range of other insects in specialty crops



ACTIVE INGREDIENT

Novaluron 100 g/L and Acetamiprid 80 g/L = EC

PACKAGING

Case: 2 x 10.08 L jugs

APPLICATION RATES & ACRES TREATED

Rate: 180 – 840 ml/ac

Acres Treated: 12 – 56 ac/jug

WATER VOLUME

Ground: 80 – 400 L/ac (20 – 105 US gal/ac)

Aerial: Do not apply by air.

RAINFASTNESS

Avoid application when heavy rain is forecast.

REGISTERED CROPS

- Alfalfa (grown for seed)
- Apples
- Brassica leafy greens (Crop subgroup 4-13B)
- Bushberries (Crop subgroup 13-07B)
- Head and stem brassica vegetable crops (Crop group 5-13)
- Peppers (bell and non-bell)
- Potatoes
- Strawberries
- Stone fruits (Crop group 12-09)
- Sweet corn

KEY INSECTS CONTROLLED

- Alfalfa looper
- Alfalfa plant bug
- Aphids
- Apple maggot
- Armyworm
- Blueberry flea beetle
- Blueberry gall midge (Cranberry tip worm)
- Blueberry maggot fly
- Blueberry spanworm
- Cabbage looper
- Cherry fruit fly (suppression)
- Cherry fruitworm
- Codling moth
- Colorado potato beetle
- Cranberry fruitworm
- Diamondback moth
- Dogwood borer
- European apple sawfly
- European corn borer
- Green fruitworm
- Gypsy moth
- Imported cabbageworm
- Japanese beetle
- Leafhopper
- Leafroller
- Lesser appleworm
- Lygus bug
- Mullein bug
- Oriental fruit moth
- Plum curculio
- Spotted wing drosophila
- Strawberry clipper weevil
- Strawberry rootworm
- Swede midge
- Tarnished plant bug
- Tentiform leafminer
- Thrips

HOW IT WORKS:

CORMORAN® kills insect eggs by contact and larvae by ingestion. Containing two modes of action, CORMORAN® provides both rapid knockdown and residual control of insect pests.

**CROP STAGING AND RATES (CONT'D)**

| Crop | Insects Controlled | Rate | Application Instructions |
|----------|---|-----------------|--|
| Apples | Leafhopper, Tentiform leafminer | 280 ml/ac | Do not apply more than 2800 ml/ac per season. |
| | Aphids | 280 – 420 ml/ac | Apply in minimum finished spray volume of 400 L/ac by ground. |
| | Gypsy moth, Japanese beetle, Mullein bug | 340 – 500 ml/ac | |
| | Green fruitworm | 420 ml/ac | Repeat applications if needed to maintain control but do not make applications < 12 days apart. |
| | Apple maggot, Codling moth, European apple sawfly, Oriental fruit moth, Plum curculio | 420 – 500 ml/ac | |
| | Lesser appleworm, Tarnished plant bug | 500 ml/ac | |
| | Dogwood borer | 600 ml/ac | |
| Potatoes | Colorado potato beetle | 180 – 280 ml/ac | Do not apply more than once every 10 – 14 days. For Colorado potato beetle, do not apply more than twice to a single generation and do not apply to successive generations. Apply in minimum finished spray volume of 80 L/ac by ground. |
| | Armyworm, Cabbage looper | 180 – 300 ml/ac | |
| | Leafhopper | 200 – 300 ml/ac | |
| | Aphids, European corn borer | 260 – 300 ml/ac | |



| Crop | Insects Controlled | Rate | Application Instructions |
|---|---|-----------------|--|
| Stone fruit (Crop group 12-09) American plum, Apricot, Beach plum, Black cherry, Canada plum, Cherry plum, Chicksaw plum, Chinese jujube, Damson plum, Japanese apricot, Japanese plum, Klamath plum, Nanking cherry, Nectarine, Peach, Plum, Prune plum, Plumcot, Sloe, Sweet cherry, Tart cherry and cultivars, varieties and/or hybrids of these commodities | Oriental fruit moth (Ontario only) | 580 – 840 ml/ac | Applications per season: 4 |
| | Cherry fruit fly (suppression, cherry only), Plum curculio (under high pressure, suppression only) | 840 ml/ac | Apply in minimum finished spray volume of 405 L/ac. Use the high rate under heavy pest pressure. Do not apply during bloom. Minimum re-application interval of 10 days. |
| Peppers (bell and non-bell) | Colorado potato beetle | 180 – 280 ml/ac | Do not make applications less than 7 days apart. |
| | Aphids | 200 ml/ac | |
| | European corn borer | 260 – 300 ml/ac | Do not apply more than 1050 ml/ac per season. Apply in at least 80 L/ac by ground. For CPB, do not apply more than twice to a single generation and do not apply to successive generations. |
| | Armyworm, Cabbage looper | 180 – 300 ml/ac | |
| Strawberries | Aphids, Leafhopper | 200 – 300 ml/ac | Applications per season: 3 |
| | Strawberry clipper weevil, Tarnished plant bug | 360 ml/ac | Do not apply more than once every 10–14 days. Apply in a min. application volume of 80 L/ac by ground. Do not apply during bloom. |



| Crop | Insects Controlled | Rate | Application Instructions |
|---|--|-----------------|--|
| Brassica (cole) leafy vegetables (Crop group 5-13): Broccoli, Chinese broccoli, Broccoli raab (rapini), Brussels sprouts, Cabbage, Chinese cabbage (bok choy or napa), Cauliflower, Cavalo broccoli, Collards, Kale, Kohlrabi, Mizuna, Mustard spinach, Rape greens and cultivars, varieties and/or hybrids of these commodities | Alfalfa looper, Armyworm, Cabbage looper, Diamondback moth, Imported cabbageworm | 180 – 300 ml/ac | Applications per season: · Two at low rate · One at high rate |
| | Aphids | 260 – 300 ml/ac | Do not apply more than 680 ml/ac per season. Apply in a minimum finished spray volume of 81 L/ac by ground. |
| | Lygus bug, Swede midge | 200 ml/ac | |
| Leafy vegetables – Brassica leafy greens (Crop subgroup 4-13B): Arugula, Broccoli raab, Chinese broccoli, Abyssinian cabbage, Seakale cabbage, Bok choy (Chinese cabbage), Collards, Garden cress, Upland cress, Hanover salad, Kale, Maca, Mizuna, Mustard greens, Radish leaves, Rape greens, Wild rocket, Shepherd's purse, Turnip greens, Watercress, as well as cultivars, varieties and hybrids of these commodities | Aphids | 260 – 300 ml/ac | Applications per season: 3 Do not apply more than once every 7 – 10 days. Apply in a minimum finished spray volume of 80 L/ac by ground. |



| Crop | Insects Controlled | Rate | Application Instructions |
|---|--|-----------------|--|
| Sweet corn | Aphids | 200 – 280 ml/ac | Applications per season: 2 Do not apply more than once every 21 days. Apply in a minimum 80 L/ac spray volume by ground. Use the higher rate for heavier infestations. |
| Bushberries (Crop sub-group 13-07B): Aronia berry, Blueberry (lowbush, highbush), Chilean guava, Cranberry (highbush), Currant (black, buffalo, red), Elderberry, European barberry, Gooseberry, Honeysuckle (edible), Huckleberry, Jostaberry, Juneberry (Saskatoon berry), Lingonberry, Native currant, Salal, Sea buckthorn and cultivars, varieties and/or hybrids of these commodities | Aphids, Blueberry gall midge (cranberry tipworm) | 200 ml/ac | Applications per season: 3 |
| | Japanese beetle | 280 ml/ac | Apply in a finished spray volume of 80 L/ac by ground. |
| | Blueberry maggot fly | 300 – 560 ml/ac | Do not apply more than once every 10 – 14 days. |
| | Blueberry flea beetle, Blueberry spanworm, Strawberry rootworm, Cherry fruitworm, Cranberry fruitworm, Spotted wing drosophila, Thrips | 560 ml/ac | |
| Alfalfa (grown for seed) | Alfalfa plant bug, Lygus bug | 300 – 360 ml/ac | Applications per season: 2 Apply prior to bloom up to when 50% of seed pods are ripe. Do not exceed more than 720 ml/ac per season. Do not apply more than once in 7 days. Use higher rate for heavier infestations. |



CORMORAN®

REGISTERED AND SUPPORTED TANK MIXES

- Acramite® 50 WS
- Luna Sensation™
- Polyram® DF WSP
- Pristine® WG

MIXING INSTRUCTIONS

1. Fill clean tank $\frac{1}{2}$ full with clean water. and start agitation.
2. Pour required amount of product directly from container into partially filled spray tank.
3. Continue filling tank. Increase agitation if necessary, to maintain surface action.
4. Keep agitation during mixing and application to assure uniform suspension. If mixture sits without agitation for extended periods, agitate the mixture for at least 10 minutes before use.

CROP ROTATIONS

No restrictions

PRE-HARVEST INTERVALS

- Strawberries: 1 day
- Brassica leafy vegetables (Crop group 5-13 and subgroup 4-13B), Peppers, Potatoes, Stone fruits (Crop group 12-09): 7 days
- Bushberries (Crop sub-group 13-07B): 8 days
- Sweet corn: 10 days
- Alfalfa (grown for seed), Apples: 14 days

STORAGE

- Store in original, tightly closed container.
- Do not ship or store near food, feed, seed and fertilizers.
- Store in cool, dry, locked, well-ventilated area without floor drain.
- Keep away from fire or open flame, or other sources of heat.


QUICK TIPS:

Consider early applications (before petal fall) of CORMORAN® to allow beneficial insects to build up later in the season. To minimize the possibility of transient effects on honeybee brood development, do not use CORMORAN® on blooming crops when bees are actively foraging. If orchards have been historically infested with mites or aphids, be sure to scout regularly and use miticides to control their populations.



NIMITZ® 480 EC

A fast-acting contact nematicide, NIMITZ® 480 EC is a revolutionary management option for controlling root-knot and root lesion nematodes in fruiting vegetables and cucurbits.



ACTIVE INGREDIENT

Fluensulfone 480 g/L = EC

PACKAGING

Case: 2 x 9.46 L jugs

APPLICATION RATES & ACRES TREATED

Rate: 1.62 – 3.24 L/ac

Acres Treated: 3 – 6 ac/jug

WATER VOLUME

Ground: 120 L/ac (32 US gal/ac)

Aerial: Do not apply by air.

RAINFASTNESS

If NIMITZ® 480 EC is applied in heavy rainfall areas, avoid application during rain or when rain is forecasted within the next 24 hours. Excessive moisture immediately after application may cause this product to move past the targeted zone.

REGISTERED CROPS

- Cucumbers
- Eggplant
- Melons
(cantaloupe, watermelon, honeydew)
- Okra
- Peppers (bell, non-bell)
- Squash
- Tomatoes (except small tomatoes)

KEY INSECTS CONTROLLED

- Root-knot nematodes
- Root lesion nematodes

HOW IT WORKS

Fluensulfone is a true nematicide that kills the target by contact, rather than temporary paralysis activity as seen with older organophosphate and carbamate chemistry. NIMITZ® 480 EC has rapid activity. After one hour of exposure, nematodes cease feeding, become paralyzed and complete mortality is achieved within 24 – 72 hours. Any nematode eggs laid after exposure to NIMITZ® 480 EC are likely to be unviable, or if juveniles do hatch, they do not survive.

APPLICATION TIMING AND CROP STAGING

Applications can be broadcast incorporated, banded and incorporated, or applied by drip (trickle) chemigation. Apply at a rate of 1.62 – 3.24 L/ac a minimum of 7 days before transplanting. Soil applications should be applied only in accordance with directions and conditions of use described in this labeling. Treated areas can be covered with plastic or left uncovered according to planting practices. NIMITZ® 480 EC does not provide residual control of nematodes. Do not apply more than 1 application per crop and no more than 3.24 L/ac of product per year (365 days).



NIMITZ® 480 EC

REGISTERED AND SUPPORTED TANK MIXES

Do not apply NIMITZ® 480 EC with any other product before testing for physical and chemical compatibility of the mixture. To determine compatibility pour the recommended proportions of the product(s) into a suitable container. After mixing, wait for 30 minutes and check to see if the product remains mixed. If the product remains mixed, it is considered physically compatible.

MIXING INSTRUCTIONS

1. Add the recommended amount of NIMITZ® 480 EC to the water in the spray tank and mix well.
2. Continue agitation at frequent intervals during application.
3. If NIMITZ® 480 EC is to be mixed with other products or fertilizers, the physical compatibility of the mixture should be tested as described above prior to use.

CROP ROTATIONS

Fruiting vegetables and cucurbits may be planted following an application of this product.

GRAZING RESTRICTIONS

Do not feed treated commodities or any residual plant material to animals.

STORAGE

Do not freeze.

QUICK TIPS:

Soil moisture should be adequate for uniform mechanical incorporation and to support seed germination or plant growth. For optimal performance, all applications must be incorporated by water and/or mechanical means to a depth of 15–20 cm. Resume a normal irrigation schedule immediately after transplanting.



SILENCER® 120 EC

SILENCER® 120 EC controls a wide range of insects in field, tree fruit and horticulture crops.



ACTIVE INGREDIENT

Lambda-cyhalothrin 120 g/L = EC

PACKAGING

Case: 4 x 3.785 L jugs

APPLICATION RATES & ACRES TREATED:

Rate: 17 – 94 ml/ac

(standard rate for most pests: 34 ml/ac)

Acres Treated: 40 – 220 ac/jug
(110 ac/jug at standard rate)

WATER VOLUME

Ground: 40 – 80 L/ac (10 – 20 US gal/ac)

Aerial: 4 – 16 L/ac (1 – 4 US gal/ac)

RAINFASTNESS

1 hour

REGISTERED CROPS

- Apples
- Cherries
- Peaches and Nectarines
- Pears
- Strawberries
- Plums
- Brassica crops
(broccoli, Brussels sprouts, cauliflower)
- Tomatoes
- Sweet potatoes
- Choke cherry
- Shelterbelts
- Soybeans
- Carrots
- Corn (field, sweet)
- Cereals
(wheat, barley, oats)
- Potatoes
- Tobacco

SILENCER® 120 EC is registered for use on more than 30 crops; refer to the label for more information.

KEY INSECTS CONTROLLED

- Alfalfa weevil
- Apple aphid
- Apple brown bug
- Apple leaf midge
- Armyworm
- Bean aphid
- Bean leaf beetle
- Bertha armyworm
- Black vine weevil (adults)
- Bud (clipper) weevil
- Cabbage looper
- Cabbage seedpod weevil (adults)
- Carrot rust fly
- Carrot weevil
- Cherry maggot
- Codling moth
- Colorado potato beetle
- Corn borer
- Corn earworm
- Crucifer flea beetle
- Cutworms
- Dark-sided cutworm
- Diamondback moth larvae
- European asparagus aphids
- European corn borer
- Fall armyworm
- Fruit tree leafroller
- Grasshoppers
- Green peach aphid
- Imported cabbageworm
- Lygus bug
- Meadow spittle bug
- Mealy plum aphid
- Oblique-banded leafroller
- Onion thrips
- Oriental fruit moth
- Pale apple leafroller
- Pea aphid
- Pea leaf weevil
- Pear psylla (nymphs, adults)
- Plum curculio
- Potato flea beetle
- Potato leafhopper
- Prairie tent caterpillar
- Soybean aphid
- Spotted tentiform leafminer
- Swede midge
- Tarnished plant bug
- Tuber flea beetle
- Ugly nest caterpillar
- Western bean cutworm
- White apple leafhopper
- Winter moth
- Woolly apple aphid



SILENCER® 120 EC

HOW IT WORKS

Fast-acting stomach and contact insecticide

APPLICATION TIMING AND CROP STAGING

The need and timing of an application should be based on the presence of pests at vulnerable developmental stages and significant populations, as determined by local monitoring. Consult the label for specific crop and insect timing.

REGISTERED AND SUPPORTED TANK MIXES

Herbicides:

- SQUADRON® II
- BISON® 400 L

Fungicides:

- Allegro®
- BUMPER® 432 EC
- SORATEL™
- TOPNOTCH™

MIXING INSTRUCTIONS

Confirm compatibility in advance by premixing small proportional quantities of water with SILENCER® 120 EC and the tank-mix partner.

CROP ROTATIONS

No restrictions the year following treatment

PRE-HARVEST INTERVALS

- | | |
|--|--------------------------------|
| · Corn (field): 21 days | · Potatoes: 7 days |
| · Legumes (soybeans, beans, field peas): 21 days | · Timothy: 14 days |
| · Oilseeds: 7 days | · Wheat, Barley, Oats: 28 days |

GRAZING RESTRICTIONS

DO NOT cut treated fields for silage/forage.

DO NOT graze treated fields.

DO NOT feed treated crops to livestock.

For grasses/non-grasses grown for seed production only: DO NOT feed seed screenings and aftermath to livestock.

STORAGE

Do not freeze.

QUICK TIPS:

Apply below temperatures of 25°C. Apply in the evening or early morning when temperatures are cool to get the best control.
Wait 24 hours before re-entry.





SOMBRERO® 600 FS

This seed treatment gives you long-lasting, early season control of tough insect pests—including wireworms and flea beetles—in cereals, soybeans, corn and canola.



ACTIVE INGREDIENT

Imidacloprid 600 g/L = SC

PACKAGING:

Case: 8 x 1.54 L jugs

APPLICATION RATES & ACRES TREATED

Rate: Please refer to the label for application rates or the table below as these vary based on seed type.

Acres Treated: Varies

WATER VOLUME

Dilute in sufficient liquid to achieve uniform coverage on the seed.

RAINFASTNESS

N/A

REGISTERED CROPS

- Barley
- Canola¹
- Corn¹
- Oats
- Soybeans
- Wheat (spring, winter)

¹Registered for use on this seed in commercial seed treatment facilities only.

KEY INSECTS CONTROLLED

- Bean leaf beetle
- Corn flea beetle
- Flea beetle
- Seed corn maggot
- Soybean aphid
- Wireworms

HOW IT WORKS

SOMBRERO® 600 FS contains a proven, highly effective seed treatment insecticide that gives you broad-spectrum control of above and below ground pests. Once treated seed is planted, the active ingredient in SOMBRERO® 600 FS is released and forms a protective barrier around the seed. As the plant grows, systemic action transports SOMBRERO® 600 FS throughout the developing stem and leaves, ensuring lasting insect control and giving the crop the defense to grow to its potential.

APPLICATION RATES

A colourant **MUST** be added in accordance with the Pest Control Products (PCP) Act and the Seeds Act Regulations.

| Crop | Insect | Rate | Application Information |
|--------------------------------------|--|--------------------------------|---|
| Barley, Oats, Wheat (spring, winter) | Wireworm | 17 – 50 ml per 100 kg of seed | Dilute in sufficient liquid to achieve uniform coverage on the seed. |
| Canola | Flea beetle | 667–1333 ml per 100 kg of seed | In areas where flea beetle populations are high, use the higher application rate. |
| Corn, Field corn for seed production | Wireworm | 21.3 ml per 80,000 seeds | Dilute in sufficient water to achieve uniform coverage on the seed. Ensure seed is adequately coloured. Other polymers and coating materials may be required. |
| Field corn for seed production | Corn flea beetle | 80 ml per 80,000 seeds | |
| Soybeans | Soybean aphid, Bean leaf beetle, Seedcorn maggot, Wireworm | 104–208 ml per 100 kg of seed | Use the higher rate for early planting, when insect populations are expected to be high, and to extended control period for aphids. Dilute in sufficient liquid to achieve uniform coverage on the seed. |



SOMBRERO® 600 FS

REGISTERED AND SUPPORTED TANK MIXES

- Allegiance®
- Apron Maxx® RTA®
- EverGol® Energy
- Insure® Cereal FX4
- Insure® Pulse
- Rancona® Apex
- Raxil® MD
- Raxil® Pro
- Trilex® EverGol®
- Vibrance® Quattro
- Vibrance® Maxx RFC

MIXING INSTRUCTIONS

1. Add fungicide.
2. Add coating agents.
3. Add SOMBRERO® 600 FS.

STORAGE

- Do not freeze.
- Agitate vigorously before use.

USE RESTRICTIONS¹

1. Do not use treated seed for food, feed or oil processing.
2. Do not graze or feed livestock on treated areas for 4 weeks after planting.
3. Treated canola seed or rapeseed stored for periods exceeding 6 months may decrease in germination at a faster rate than untreated seed. Treated seed stored for more than 6 months should be tested for germination before planting. Do not store treated seed above 25°C or in direct sunlight.
4. This chemical demonstrates the properties and characteristics associated with chemicals detected in ground water. Using it in areas where soils are permeable, or the water table is shallow, may result in ground water contamination.

¹ All bags containing treated seed must be labelled or tagged. Please see label for instructions.

QUICK TIPS:

For optimal insect control, make sure to get good coverage.
For resistance management, rotate SOMBRERO® 600 FS with different groups that control the same pests in a field.



ZIVATA™

New choice in insect control giving you the same trusted results in a more sustainable and advanced formulation.



Low VOC

FORMULATION TECHNOLOGY

ACTIVE INGREDIENT

Lambda-cyhalothrin 120 g/L = EC

PACKAGING

Case: 2 x 4.08 L jugs

APPLICATION RATES & ACRES TREATED

Rate: 17–94 ml/ac

(standard rate for most pests: 34 ml/ac)

Area Treated: 45–240 ac/jug
(120 ac/jug at standard rate)

WATER VOLUME

Ground: 40–80 L/ac (10–20 US gal/ac)

Aerial: 4–16 L/ac (1–4 US gal/ac)

RAINFASTNESS

1 hour

REGISTERED CROPS

- Apples
- Carrots
- Cereals (wheat, barley, oats)
- Cherries
- Choke cherry
- Corn (field, sweet)
- Brassica crops (broccoli, Brussels sprouts, cauliflower)
- Nectarines
- Peaches
- Pears
- Plums
- Potatoes
- Shelterbelts
- Soybeans
- Strawberries
- Sweet potatoes
- Tomatoes

ZIVATA™ is registered for use on more than 30 crops; refer to the label for more information.

HOW IT WORKS

ZIVATA™ is a synthetic pyrethroid insecticide formulated with an improved, plant-based solvent that offers fast-acting stomach and contact effects against a broad spectrum of insect pests. This renewably sourced formulation has low volatile organic properties and improves the user experience with a reduced drift potential and product volatility.

APPLICATION RATES

The need and timing of an application should be based on the presence of pests at vulnerable developmental stages and significant populations, as determined by local monitoring. Consult the label for specific crop and insect timing.

KEY BENEFITS

- Advanced formulation using sustainable, plant-based materials
- Low Volatile Organic Compound (VOC) with low odour formulation
- Improved user experience and flexibility of use around odour-sensitive areas
- Trusted and proven active ingredient
- Broad range of crops, pests and use patterns

**KEY INSECTS CONTROLLED**

- Alfalfa weevil
- Apple aphid
- Apple brown bug
- Apple leaf midge
- Armyworm
- Bean aphid
- Bean leaf beetle
- Bertha armyworm
- Black vine weevil (adults)
- Bud (clipper) weevil
- Cabbage looper
- Cabbage seedpod weevil (adults)
- Carrot rust fly
- Carrot weevil
- Cherry maggot
- Codling moth
- Colorado potato beetle
- Corn borer
- Corn earworm
- Crucifer flea beetle
- Cutworms
- Darksided cutworm
- Diamondback moth larvae
- European asparagus aphids
- European corn borer
- Fall armyworm
- Fruit tree leafroller
- Grasshoppers
- Green peach aphid
- Imported cabbageworm
- Lygus bug
- Meadow spittle bug
- Mealy plum aphid
- Oblique-banded leafroller
- Onion thrips
- Oriental fruit moth
- Pale apple leafroller
- Pea aphid
- Pea leaf weevil
- Pear psylla (nymphs, adults)
- Plum curculio
- Potato flea beetle
- Potato leafhopper
- Prairie tent caterpillar
- Soybean aphid
- Spotted tentiform leafminer
- Swede midge
- Tarnished plant bug
- Tuber flea beetle
- Ugly nest caterpillar
- Western bean cutworm
- White apple leafhopper
- Winter moth
- Woolly apple aphid

REGISTERED AND SUPPORTED TANK MIXES**Herbicides:**

- SQUADRON® II
- BISON® 400 L

Fungicides:

- Allegro®
- BUMPER® 432 EC
- SORATEL™
- TOPNOTCH™

MIXING INSTRUCTIONS

Compatibility should always be confirmed by premixing small proportional quantities of water, ZIVATA™, and the tank-mix partner in advance.

PRE-HARVEST INTERVALS

Oilseeds, Potatoes: 7 days

Timothy: 14 days

Corn (field), Legumes (beans, chickpeas, field peas, soybeans): 21 days

Wheat, Barley, Oats: 28 days

CROP ROTATIONS

No restrictions the year following the treatment

STORAGE

Do not freeze.

GRAZING RESTRICTIONS

DO NOT cut treated fields for silage/forage.

DO NOT graze treated fields.

DO NOT feed treated crops to livestock.

For grasses/non-grasses grown for seed production only: DO NOT feed seed screenings and aftermath to livestock.

QUICK TIPS:

Control of some insect species with pyrethroid insecticides decreases as temperature rises (above 25° C). For best results, apply ZIVATA™ during the early morning before temperatures rise, and during the evening, past the heat of the day. Use sufficient water for thorough coverage.

NOTES

[illegible]

“

I am excited to be a part of a growing crop protection company that is bringing new options and more choice to our Eastern Canadian customers.

Karin Younghans

Regional Sales Manager





FUNGICIDES

.....

DISEASE CONTROL

FUNGICIDES



FUNGICIDES

.....

| | |
|---|----|
| BUMPER® 432 EC | 70 |
| CAPTAN 80 WSP | 72 |
| CUSTODIA® | 75 |
| FOLPAN® 80 WDG | 77 |
| UNDER REVIEW MAXENTIS™ | 79 |
| ORIOUS® 430 SC | 81 |
| NEW SORADUO™ | 83 |
| SORATEL™ | 85 |
| TOPNOTCH™ | 89 |

.....



BUMPER® 432 EC

Broad-spectrum systemic fungicide that protects against yield and quality losses due to leaf disease including mummy berry in blueberries



ACTIVE INGREDIENT

Propiconazole 432 g/L = EC

PACKAGING

Case: 2 x 4.8 L jugs

APPLICATION RATES & ACRES TREATED

Rate: 60 – 180 ml/ac

Acres Treated: 27 – 80 ac/jug

WATER VOLUME

Ground: min 80 L/ac

(20 US gal/ac)

Aerial: 16 – 20 L/ac (4 – 5 US gal/ac)

RAINFASTNESS

1 hour

Low VOC

FORMULATION TECHNOLOGY

REGISTERED CROPS

- Apricots
- Barley
- Blueberries (lowbush, highbush)
- Canola
- Cherries (sweet, sour)
- Corn
- Cranberries
- Caneberries
- Dry edible beans
- Nectarines
- Oats
- Peaches
- Plums
- Saskatoon berries
- Soybeans
- Wheat (spring, winter)

KEY DISEASES CONTROLLED

- Black knot (suppression)
- Blackleg
- Brown rot
- Cherry Leaf spot
- Cottonball
- Mummy berry
- Net and spot blotches
- Powdery mildew
- Rusts
- Septoria spots and blotches
- Scalds
- Tan spots
- Yellow rust

HOW IT WORKS

Broad-spectrum, systemic activity with excellent leaf surface protection and translocation within the plant for additional disease prevention.

APPLICATION TIMING AND CROP STAGING

| Crop | Diseases | Timing |
|------------------------|---|--|
| ½ rate at 60 ml/ac | | |
| Barley | Net blotch | Early: Growth stage 12 – 23, as early as the 2-leaf stage |
| Wheat | Septoria leaf spot, Tan spot | |
| Full rate at 120 ml/ac | | |
| Barley | Leaf and stem rust, Septoria leaf spot, Net blotch, Powdery mildew, Scald, Spot blotch | Early: Growth stage 29 – 37, at the first sign of disease, usually at the beginning of stem elongation |
| Oats | Crown rust, Septoria leaf blotch | Later: Growth stage 49 – 55, before head is ½ emerged |
| Wheat | Leaf and stem rust, Powdery mildew, Septoria glume blotch, Septoria leaf spot, Stripe rust, Tan spot | |
| Canola | Blackleg | Rosette stage, between 2 nd true leaf and bolting |
| Corn | Eye spot, Grey leaf spot, Helminthosporium leaf spot, Northern corn leaf blight, Rusts, Southern corn leaf blight | When disease first appears |
| Soybeans (for seed) | Frogeye leaf spot, Aerial web blight | When disease first appears. Under severe disease pressure, make a 2 nd application 14 days after the first. |
| Dry edible beans | Rust | At the first detection of disease and a 2 nd application 14 – 21 days later |

BUMPER® 432 EC

FRUIT AND SPECIALTY CROP USES

| Crop | Diseases |
|--------------------------------------|---|
| Asparagus | Rust |
| Cranberries | Cottonball |
| Blueberries (highbush, lowbush) | Mummy berry |
| Kentucky bluegrass grown for seed | Powdery mildew |
| Peaches, Nectarines, Plums, Apricots | Brown rot blossom blight, Fruit brown rot |
| Plums, Sour cherries | Black knot (suppression only) |
| Rutabagas | Powdery mildew |
| Saskatoon berries | Entomosporium leaf and berry spot, Saskatoon juniper rust |
| Sweet and sour cherries | Brown rot blossom blight, Fruit brown rot, Cherry leaf spot |
| Western red cedar | Keithia foliar blight |

REGISTERED AND SUPPORTED TANK MIXES

Herbicides:

- 2,4-D ESTER 700
- BADGE®
- BROMOTRIL®
- MCPA ESTER 600

Insecticides:

- SILENCER® 120 EC
- ZIVATA™

MIXING INSTRUCTIONS

1. Fill spray tank $\frac{1}{2}$ full with water and gently agitate.
2. Add the required amount of BUMPER® 432 EC and agitate thoroughly.
3. Continue filling the tank with water until the tank is $\frac{9}{10}$ full and, if applicable, add the required amount of tank-mix partner.
4. Complete filling the spray tank with water, maintaining agitation during mixing and spraying operations.

CROP ROTATIONS

No restrictions

PRE-HARVEST INTERVALS

- Corn: 14 days
- Beans: 28 days
- Cereal crops (wheat, barley, oats): 45 days
- Soybeans: 50 days
- Canola: 60 days

GRAZING RESTRICTIONS

Do not graze livestock within 3 days of spraying.

STORAGE

May be stored at any temperature

QUICK TIPS:

BUMPER® 432 EC should be applied as a preventative disease control measure. Established diseases are more difficult to control and may have already reduced crop vigour.

CAPTAN 80 WSP

CAPTAN 80 WSP can be used as a spray for the control of certain fungus diseases of fruit, vegetables and ornamental crops as well as a soil treatment for the control of certain seed-rots and damping-off diseases.



ACTIVE INGREDIENT

80% CAPTAN = WSP (water-soluble pouch)

PACKAGING

Case: 4 foil bags x 5 pouches of 0.5 kg

APPLICATION RATES & ACRES TREATED

Rate: Varies by crop, refer to table below.

Acres Treated: Varies

WATER VOLUME

Ground: 400 L/ac (105 US gal/ac)

Aerial: 20 L/ac (5 US gal/ac)

RAINFASTNESS

N/A

REGISTERED CROPS

This is only a partial list of crops registered for use with CAPTAN.

For the full list, please refer to the CAPTAN label.

- Apples
- Apricots
- Blackberries
- Blueberries (highbush, lowbush)
- Cherries
- Cucumbers (field grown)
- Ginseng
- Grapes
- Highbush blueberries
- Lowbush blueberries
- Loganberries
- Nectarines
- Peaches
- Pears¹
- Plums
- Potatoes
- Prunes
- Raspberries
- Rhubarb
- Strawberries (field grown)
- Tomatoes (field grown – foliar applications)
- Turf (golf course, sod farms only)
- Outdoor ornamentals (cut and non-cut flowers)
- Greenhouse ornamentals (non-cut flower: foliar applications to aster, camellia, carnation, chrysanthemum, dahlia, lilac, rose and tulip)
- Soil and greenhouse bench treatment (soil treatment: seedlings or transplants of roses and other flowers, shrubs, trees, lawn seedbeds, beans, celery, crucifers, eggplants, peas, tomatoes, peppers)

KEY DISEASES CONTROLLED AND APPLICATION RATES

| Crop | Disease | Application Rate |
|------------------------|--|------------------|
| FRUIT CROPS | | |
| Apples | Scab, Sooty blotch, Fly speck, Brook's spot, Bitter rot, Black Rot, Bull's eye rot | 1.2 kg/ac |
| Pears ¹ | Scab, Sooty blotch | |
| Apricots | Brown rot | 1.6 kg/ac |
| Cherries | Brown rot, Leaf spot (Shot Hole) | |
| Peaches and Nectarines | Brown rot, Scab | |
| Plums and Prunes | Black knot, Brown rot | |

¹ Does not include D'Anjou pears

CAPTAN 80 WSP

KEY DISEASES CONTROLLED AND APPLICATION RATES (CONT'D)

| Crop | Disease | Application Rate |
|---|---|---|
| Grapes | Dead arm (current season's infections) | 0.8 kg/ac |
| | Downy mildew, Black rot | 0.8–1.2 kg/ac |
| Raspberries | Fruit rot Spur blight | 1 kg/400 L of water per acre |
| Blackberries | Fruit rot | 0.9 kg/400 L of water per acre |
| Loganberries | Cane spot, Fruit rot, Leaf spot, Spur blight | 0.6–0.9 kg/400 L of water per acre |
| Blueberries | Fruit rot, Mummy berry | 0.9 kg/400 L of water per acre |
| Strawberries | Grey mould, Leaf spot | 1.4 kg/ac |
| Rhubarb (in forcing sheds) | Leaf rot | 0.5–0.8 kg/ 1,000 L water |
| VEGETABLE CROPS | | |
| Cucumbers (field only) | Anthracnose, Scab | 0.9–1.7 kg/ac |
| Potatoes | Early blight, Late blight | 1–1.5 kg/ac |
| Tomatoes | Anthracnose, Septoria leaf spot | 1.1–1.7 kg/ac |
| Ginseng | Control: rhizoctonia root rot, pythium root rot and damping-off, phytophthora root rot and grey mould Suppression: cylindrocarpon root rot | 1 kg/ac (0.8 kg ai/ac) in a spray volume of 378–757 L of water per acre |
| TURF AND ORNAMENTAL USES | | |
| Soil and greenhouse bench treatments | Use as a soil treatment for damping-off and fungus root rot diseases of seedlings or transplants of roses (and other shrubs, trees, flowers), lawn seedbeds, and vegetables | 1.5 kg/1,000 L of water Apply at rates of 50–85 L/100 m ² |
| Turf (golf courses and sod farms only) | Brown patch, Damping-off, Leaf spot and Melting-out, Root rot | 60 g/20 L of water per 100 m ² |
| OUTDOOR ORNAMENTALS | | |
| Camellia | Petal blight | 1.25 kg per 1000 L of water |
| Aster, Dahlia, Lilac, Rose, Tulip | Botrytis flower blight | |
| Carnation | Leaf spot | 1.25–1.5 kg g per 1000 L of water |
| Chrysanthemum | Botrytis flower blight, Septoria leaf spot | |
| Rose | Black spot | |
| Begonia (tuberous), Daffodil, Dahlia, Gladiolus, Iris (bulbous), Narcissus, Tulip | Damping-off, Bulb rots | 3.75–9.5 kg per 1000 L of water |

CAPTAN 80 WSP

REGISTERED AND SUPPORTED TANK MIX

Nova™

MIXING INSTRUCTIONS

1. Fill the spray tank $\frac{1}{3}$ to $\frac{1}{2}$ full with clean water and begin agitation or bypass.
2. Add the required number of unopened pouches of CAPTAN 80 WSP fungicide directly to the spray tank.
3. Vigorous agitation is required for CAPTAN 80 WSP fungicide to become fully suspended. The water temperature and the degree of agitation will determine the amount of time for the pouches to dissolve. The pouches should be completely dissolved before application or adding tank-mix partners. Maintain sufficient agitation during both mixing and application.
4. If required, add the tank-mix partner.

CROP ROTATIONS

No restrictions

PRE-HARVEST INTERVALS

- Apricots, Blueberries, Cherries, Cucumbers, Loganberries, Nectarines, Peaches, Potatoes, Plums, Prunes, Rhubarb, Strawberries, Tomatoes: 2 days
- Apples, Grapes, Pears: 7 days
- Ginseng: 20 days

GRAZING RESTRICTIONS

N/A

STORAGE


May be stored at any temperature

QUICK TIP:

The enclosed pouches containing CAPTAN 80 WSP fungicide are water-soluble and will dissolve completely in water. After opening the outer bag, drop the required number of unopened inner pouches into the spray tank as directed. Reseal outer bag to protect remaining pouches. Do not excessively handle water-soluble pouches or expose to moisture since this may cause breakage. Do not allow pouches to become wet prior to mixing spray solution.

CUSTODIA®

A multi-mode-of-action fungicide offering preventative and curative protection of the flag leaf against major leaf diseases



ACTIVE INGREDIENT

Tebuconazole 200 g/L and Azoxystrobin 120 g/L = SC

PACKAGING

- Case: 2 x 10.08 L jugs

APPLICATION RATES & ACRES TREATED

- Rate: 190 – 250 ml/ac
- Acres Treated: 40 – 53 ac/jug

WATER VOLUME

- Ground: 40 L/ac (10 US gal/ac)
- Aerial: 20 L/ac (5 US gal/ac)

RAINFASTNESS

Avoid applying when heavy rainfall is in the forecast.

REGISTERED CROPS

- Barley
- Oats
- Soybeans
- Wheat (spring, winter)

KEY DISEASES CONTROLLED

- Leaf rust
- Stem rust
- Stripe rust
- Septoria leaf blotch
- Tan spot
- Net blotch
- Spot blotch

HOW IT WORKS

CUSTODIA® is a broad-spectrum, preventative fungicide with systemic and curative properties recommended for the control of many important plant diseases. CUSTODIA® may be applied as a foliar spray in spray programs or in tank mixes with other crop protection products. All applications must be made according to the use directions that follow.

CROP STAGING

| Crop | Rate | Diseases | Application Timing |
|---------------------------|---------------|--|---|
| Wheat (spring, winter) | 190–250 ml/ac | Leaf rust, Stem rust, Stripe rust, Septoria leaf blotch, Tan spot | Apply CUSTODIA® at the very early stages of disease development. |
| Barley | | Net blotch, Spot blotch, Leaf rust, Stem rust, Stripe rust, Septoria leaf blotch, Tan spot | Use of the higher rate should be considered when weather conditions are conducive to heavy disease development or when heavy disease pressure is present. |
| Soybeans | | Asian soybean rust, Frog-eye leaf spot | |
| Oats | 190 ml/ac | Crown rust, Stem rust, Septoria leaf blotch | Apply CUSTODIA® at the very early stages of disease development. |

REGISTERED AND SUPPORTED TANK MIX

Manipulator™

MIXING INSTRUCTIONS

1. Fill the clean spray tank $\frac{3}{4}$ full with clean water.
2. Add the required amount of CUSTODIA® into the sprayer and agitate thoroughly.
3. Continue agitation and add the required amount of the tank-mix partner.
4. Complete filling the tank to the desired level with water.
Use a 50-mesh (or coarser) filter screen.

CROP ROTATIONS

No restrictions

PRE-HARVEST INTERVALS

- Forage, hay: 6 days
- Mature grains: 36 days

GRAZING RESTRICTIONS

Do not allow livestock to graze or feed green forage to livestock prior to 6 days after treatment. Straw cut after harvest may be fed or used for bedding.

STORAGE

Do not freeze.

QUICK TIPS:

CUSTODIA® should be applied at flag leaf for optimal leaf disease control. Pathogens coverage is key; do not use less than recommended water volumes.

For fusarium control, we would recommend an application of SORATEL™ fungicide at full head emergence after CUSTODIA® at flag leaf.

For resistance management, CUSTODIA® contains Group 3 and 11 fungicides. When possible, rotate the use of CUSTODIA® or other Group 3 and 11 fungicides with different groups that control the same pathogens.

FOLPAN® 80 WDG

A water-dispersible granular fungicide that delivers exceptional protection against the most common and economically damaging diseases in grapes and other fruit, vegetable and ornamental crops



ACTIVE INGREDIENT

80% Folpet = WDG

PACKAGING

Case: 2 x 5 kg packs

APPLICATION RATES & ACRES TREATED

Rate: 0.5 – 2 kg/ac

Acres Treated: 2.5 – 10 ac/pack

WATER VOLUME

Ground: 400–1200 L/ac (100–317 US gal/ac)

Aerial: Do not apply by air.

RAINFASTNESS

N/A

REGISTERED CROPS

- Apples
- Azalea
- Carnation
- Chrysanthemum
- Crabapples
- Field cucumbers
- Field tomatoes
- Grapes
- Iris
- Marigold
- Melons
- Poinsettia (greenhouse)
- Pumpkins
- Snapdragon
- Squash
- Strawberries
- Zinnia

KEY DISEASES CONTROLLED

- Alternaria leaf spot
- Anthracnose
- Black rot
- Brooks spot
- Dead arm
- Didymellina leaf spot
- Downy mildew
- Fly speck
- Fruit rot
- Grey mould
- Leaf spot
- Phythium root rot
- Powdery mildew
- Scab
- Septoria leaf spot
- Sooty blotch
- Stem rot

HOW IT WORKS

Multi-site-contact mode of action with protective ability. Use in a regularly scheduled maintenance program.

APPLICATION TIMING AND CROP STAGING

| Crop | Diseases | Timing |
|--------------------|---|---|
| Apples, Crabapples | Alternaria leaf spot, Black rot, Brooks spot, Fly speck, Scab, Sooty blotch | Apply in a regular protective schedule from green tip up until harvest. Do not apply more than 6 applications per season. See label for additional precautions. |
| Cranberries | Fruit rot | Apply when 5% of blossoms are open. Repeat 10–14 days later when 50–75% of blossoms are open. |
| Grapes | Dead arm | Apply when new shoots are 1–2 inches long and repeat when growth is 4–6 inches long. |
| | Black rot, Downy mildew | Apply just before bloom, just after bloom and in first cover spray. For downy mildew, an additional application 2–3 weeks later may be needed. |
| | Powdery mildew | Apply in a tank mix with Kumulus® DF at first sign of mildew and repeat after 10 days. |

FOLPAN® 80 WDG

APPLICATION TIMING AND CROP STAGING (continued)

| Crop | Diseases | Timing |
|--|---|--|
| Field cucumbers, Melons, Pumpkins, Squash | Anthrachnose, Downy mildew | Apply when first true leaves appear. Repeat at 7-day intervals until crop is harvested. |
| Field tomatoes | Anthrachnose | Apply during first bloom and repeat at 7-day intervals until harvest. |
| Strawberries | Grey mould, Fruit rot, Leaf spot | Apply before first infection and repeat at 7-day intervals to protect crop until harvest. |
| Carnation, Poinsettia, Azalea, Marigold, Zinnia, Chrysanthemum, Iris, Snapdragon | Blight, Phythium root rot, Stem rot, Alternaria leaf spot, Septoria leaf spot, Didymellina leaf spot, Anthracnose (depending on ornamental) | Generally, apply when ornamental emerges and repeat at regular intervals. Consult label for timing on specific disease and ornamental. |

REGISTERED AND SUPPORTED TANK MIXES

- Most commonly used insecticides, adjuvants and fungicides. Check compatibilities before making tank mixes.

MIXING INSTRUCTIONS

- Fill spray tank nearly full and pour recommended amount of FOLPAN® 80 WDG on surface of water.
- Fungicide can be premixed in a bucket ½ filled with water. Mix can be poured through screen into nearly filled spray tank.
- Finish filling tank.
- Keep agitator running during filling and spraying.

CROP ROTATIONS

No restrictions

GRAZING RESTRICTIONS

No restrictions

STORAGE

May be stored at any temperature

PRE-HARVEST INTERVALS

- Field cucumbers, Field tomatoes, Grapes, Melons, Pumpkins, Squash, Strawberries: 1 day
- Cranberries: 30 days

QUICK TIPS:

Fungicidal activity is reduced if combined with strongly alkaline materials such as hydrated lime.

Do not use in combination with or closely following an oil spray.



UNDER REVIEW*

MULTI-MODE-OF-ACTION FUNGICIDE

[illegible]

It cannot be manufactured, imported, distributed, or used in Canada at this time except for the purpose of conducting research under the Pest Control Products Regulations.

www.adama.com/east-canada/en/new-products



NOTES

[illegible]

ORIOUS® 430 SC

Your tool of choice – ORIOUS® 430 SC offers long-lasting, broad-spectrum protection against the most dangerous cereal leaf and head diseases in wheat, barley and oats, and the flexibility of a wider application window.



ACTIVE INGREDIENT

Tebuconazole 430 g/L = SC

PACKAGING

Case: 2 x 9.44 L jugs

APPLICATION RATE & ACRES TREATED

Rate: 89–118 ml/ac

Acres Treated: 80–100 ac/jug

WATER VOLUME

Ground: 40 L/ac (10 US gal/ac)

Aerial: 20 L/ac (5 US gal/ac)

RAINFASTNESS:

Avoid applying when heavy rainfall is in the forecast.

REGISTERED CROPS

- Barley
- Oats
- Wheat (spring, winter)

KEY DISEASES CONTROLLED

- Fusarium head blight (suppression)
- Septoria glume blotch
- Ruts (leaf, stem, stripe)
- Septoria leaf blotch
- Tan spot
- Powdery mildew
- Net blotch
- Spot blotch
- Scald

HOW IT WORKS

ORIOUS® 430 SC foliar fungicide can be applied as a post-emergent treatment in wheat (spring, winter), barley and oats for the suppression of fusarium head blight and control of foliar diseases.

CROP STAGING

| Crop | Diseases | Application Timing | Rate |
|------------------------|--|---|--------------|
| Wheat (spring, winter) | Fusarium head blight (suppression), Septoria glume blotch (control) | For optimum suppression of fusarium head blight and control of septoria glume blotch, apply ORIOUS® 430 SC foliar fungicide within the time period from when at least 75% of the wheat heads on the main stem are fully emerged to when 50% of the heads on the main stem are in flower. Spray coverage is essential: Ensure thorough coverage of all wheat heads. | 118 ml/ac |
| | Ruts (leaf, stem, stripe), Septoria leaf blotch, Tan spot | Apply ORIOUS® 430 SC foliar fungicide to leaf foliage at the first sign or very early stage of disease, especially if weather conditions are conducive to disease development, up to the end of the flowering stage. Consider using the higher rate when weather conditions are conducive to heavy disease development. | 89–118 ml/ac |
| | Powdery mildew | | 118 ml/ac |
| Barley | Net blotch, Spot blotch, Scald, Ruts (leaf, stem and stripe), Septoria leaf blotch, Powdery mildew | Apply ORIOUS® 430 SC foliar fungicide at the very early stages of disease development. Consider using the higher rate when weather conditions are conducive to heavy disease development. | 89–118 ml/ac |
| Oats | Stem rust, Crown rust | Apply ORIOUS® 430 SC foliar fungicide at the very early stages of disease development. | 89 ml/ac |

ORIOUS® 430 SC

REGISTERED AND SUPPORTED TANK MIXES

ORIOUS® 430 SC foliar fungicide is recommended to be used with a registered non-ionic surfactant, such as Agral® 90 or Ag-Surf®.

MIXING INSTRUCTIONS

1. Fill clean sprayer tank $\frac{3}{4}$ full with clean water.
2. Add the required amount of ORIOUS® 430 SC into the sprayer and agitate thoroughly.
3. Continue agitation and add the required amount of the tank-mix partner.
4. Add the required amount of recommended registered non-ionic surfactant at 0.125% v/v with the agitation remaining on.
5. Complete filling the tank to the desired level with water. Repeat sprayer cleanout process using an appropriate spray system cleaner.

SURFACTANT RATE

Non-ionic surfactant (NIS) @ 0.125% v/v

PRE-HARVEST INTERVALS

Wheat, barley, oats: Applications may not be made within 36 days of harvest.

GRAZING RESTRICTIONS

Do not allow livestock to graze or feed green forage to livestock prior to 6 days after treatment. Straw cut after harvest may be fed or used for bedding.

CROP ROTATIONS

No restrictions

STORAGE

Do not freeze.

QUICK TIPS:

ORIOUS® 430 SC should only be applied when the risk of fusarium head blight infection is high. Consult your local extension authority regarding the need for ORIOUS® 430 SC. Head blight is extremely difficult to control. Fusarium head blight outbreaks occur when the weather is warm and wet at the flowering to soft dough stages.

Timing of application is critical: For optimum suppression of fusarium head blight and control of septoria glume blotch, apply ORIOUS® 430 SC Foliar fungicide within the time period from when at least 75% of the wheat heads on the main stem are fully emerged to when 50% of the heads on the main stem are in flower.

Spray coverage is essential: Ensure thorough coverage of all wheat heads.

SORADUO™

Advanced disease protection powered by Asorbital® Formulation Technology. SORADUO™ provides proven fusarium protection in wheat and barley.



ACTIVE INGREDIENT

Prothioconazole 250 g/L = EC, and
Tebuconazole 430 g/L = SC

PACKAGING

Case includes:

- 1 x 9.71 L jug of SORADUO™ A
- 1 x 5.65 L jug of SORADUO™ B

POWERED BY

Asorbital®

FORMULATION TECHNOLOGY

APPLICATION RATE & ACRES TREATED

Rate:

- 162 ml/ac SORADUO™ A
- 94 ml/ac SORADUO™ B

Acres treated: 60 ac/case

WATER VOLUME

Ground: 40–80 L/ac
(10–20 US gal/ac)

Aerial: 10 L/ac (5 US gal/ac)

RAINFASTNESS

Avoid application if heavy rainfall is
in the forecast.

REGISTERED CROPS AND APPLICATION TIMING

| Crop | Disease | Timing |
|---------------------------|--|--|
| Barley | For suppression of fusarium head blight (<i>fusarium spp.</i>) | 70–100% head emergence to 3 days after full head emergence |
| Wheat (spring, winter) | | 75% head emergence–50% main stem flower |

Applications per year: Maximum of one (1)

HOW IT WORKS

SORADUO™ is a combination of a triazole fungicide that features Asorbital® Formulation Technology and broad-spectrum system activity plus long-lasting foliar protection.

REGISTERED AND SUPPORTED TANK MIXES

Optional: Non-ionic surfactant (NIS) at 0.125% v/v

MIXING INSTRUCTIONS.

1. Fill the tank ½ full with clean water.
2. Add required amount of SORADUO™ B at 94 ml/ac.
3. Add required amount of SORADUO™ A at 162 ml/ac.
4. If desired, add optional non-ionic surfactant (NIS) at 0.125% v/v.
5. Fill the tank and agitate again before use.

KEY BENEFITS

- Proven fusarium protection in wheat and barley
- Absorbital® Formulation Technology helps to deliver uniform coverage for consistent protection
- Simple choice without the complication of grower programming
- Application flexibility
- Performance over a wide range of conditions

CROP ROTATIONS

No restrictions

PRE-HARVEST INTERVAL

- Wheat (spring, winter): 36 days

GRAZING RESTRICTIONS

6 days

STORAGE

Do no freeze.

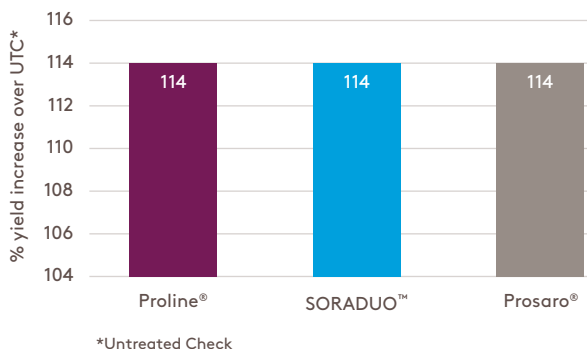
Fusarium Control in Cereals—Yields

Summary of 35 trials from 2019–2021

Crops (# of trials): spring wheat (14), barley(10), durum wheat(7), winter wheat(4)

Rates applied (a.i./acre):

- Proline®: 138 ml/ac
- SORADUO™:
 - Prothioconazole: 162 ml/ac
 - Tebuconazole: 94 ml/ac
- Prosaro®: 324 ml/ac



QUICK TIPS:

Fusarium head blight outbreaks in wheat and barley occur when the weather is warm and wet at head emergence and flowering. Timing of application is critical when providing protection against fusarium head blight.

SORATEL™

Advanced disease protection powered by Asorbital® Formulation Technology.

Offering a flexible application window, SORATEL™ fungicide is proven to protect a wide variety of crops from disease, including fusarium head blight in wheat and Gibberella ear rot in corn.

ACTIVE INGREDIENT

Prothioconazole 250 g/L = EC

PACKAGING

Case: 2 x 9.6 L jugs

APPLICATION RATE & ACRES TREATED

Rate: 160 – 320 ml/ac (standard rate: 240 ml/ac)

Acres treated: 30 – 60 ac/jug (standard rate: 40 ac/jug)



POWERED BY
Asorbital™
FORMULATION TECHNOLOGY

WATER VOLUME

Ground: Minimum 40 L/ac
(10 US gal/ac)

Aerial: Minimum 20 L/ac
(5 US gal/ac)

RAINFASTNESS

Avoid application if heavy rainfall is in the forecast.

REGISTERED CROPS

- Barley
- Borage
- Brassica carinata
- Canola
- Chickpeas
- Crambe
- Corn
- Flax (linseed)
- Oats
- Oriental mustard
- Rapeseed
- Soybeans
- Wheat (spring, winter)

KEY DISEASES CONTROLLED

| Crop | Diseases | Rate (ml/ac) | Timing |
|---|---|--------------|--|
| Cereals | | | |
| Barley | Fusarium head blight ¹ | 240 – 320 | 70 – 100% head emergence |
| | Net blotch, Scald, Spot blotch | 160 – 240 | First sign of disease |
| Oats | Crown rust | 240 | First sign of disease |
| Wheat (spring, winter) | Fusarium head blight ¹ Glume blotch | 240 – 320 | 75% head emergence to 50% main stem flower |
| | Leaf rust, Speckled leaf blotch, Tan spot | 240 | First sign of disease |
| Canola | | | |
| Canola | Sclerotinia stem rot | 240 – 280 | 20 – 50% bloom |
| Soybeans | | | |
| Soybeans | Asian soybean rust, Frog-eye leaf spot | 160 | First sign of disease |
| Corn | | | |
| Field, sweet and popcorn, (including seed production) | Eyespot, Gibberella ear rot ¹ , Grey leaf spot, Northern corn, leaf blight, Rust | 240 | First sign of disease; Apply from development stage of corn between full silk emergence (BBCH 63) to early silk browning (BBCH 67) |

For a complete list of registered crops, diseases, and application rates, consult the label.

¹Suppression

KEY BENEFITS

- Technologically advanced formulation developed by and unique to ADAMA
- Only Canadian product available with Asorbital® Formulation Technology
- 5% higher efficacy vs. competitive products shown in Canadian trials
- Improved leaf penetration into the plant, improved efficacy
- Preventative, curative and eradivative control of multiple diseases in multiple crops
- Wide window of application

HOW IT WORKS

SORATEL™ is a triazolinthione, broad-spectrum systemic fungicide with Asorbital® Formulation Technology. This new technology, unique to ADAMA, includes a built-in adjuvant which enhances leaf penetration and increases effectiveness.

REGISTERED AND SUPPORTED TANK MIXES

- Coragen®
- Decis®
- SILENCER® 120 EC
- ZIVATA™

MIXING INSTRUCTIONS

1. Add ½ of the required amount of water to the spray or mixing tank and start agitation.
2. Add the required quantity of SORATEL™ to the water and complete filling with water to the required total volume.
3. Maintain agitation throughout mixing and spraying.

CROP ROTATIONS

Treated areas may be replanted with any crop specified on the label as soon as practical after the last application. For crops not listed on the label, do not plant back within 30 days of last application.

PRE-HARVEST INTERVALS

- | | |
|---|--------------------------------------|
| • Corn (field, popcorn, sweet): 14 days | • Borage, Brassica carinata, Canola, |
| • Soybeans: 20 days | Crambe, Flax, Oriental mustard, |
| • Barley, Oats, Wheat (spring, winter): 30 days | Rapeseed: 36 days |

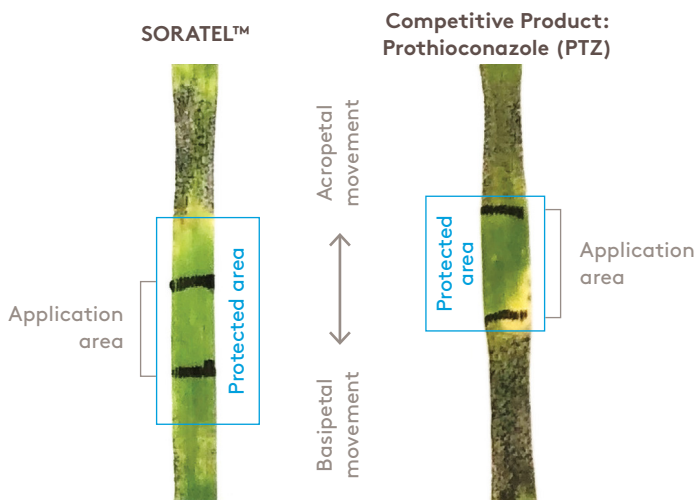
GRAZING RESTRICTIONS

Do not graze livestock within 30 days of spraying.

STORAGE

Do not freeze. Do not graze livestock within 30 days of spraying.

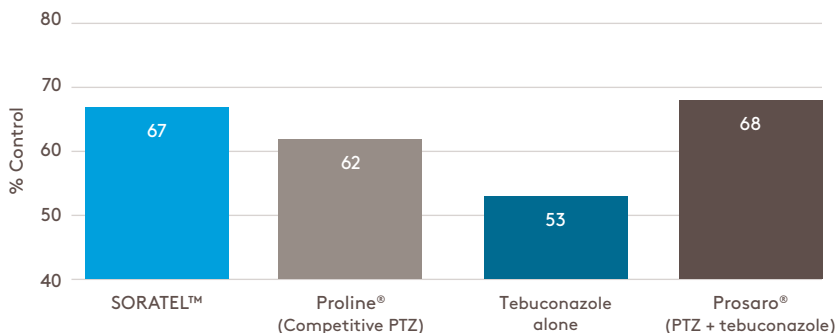
SORATEL™ demonstrates enhanced basipetal (downward) and acropetal (outward/upward) migration, and protects a larger area of the leaf compared to competitive prothioconazole (PTZ).



Fusarium head blight control in cereals

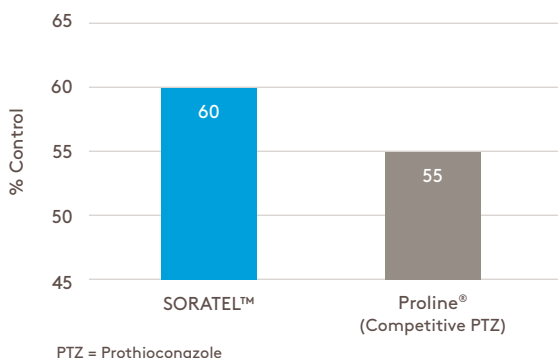
Summary of 35 small-plot, replicated trials
Conducted by independent researchers across Canada (2018–2020)

SORATEL™ alone shows superior results to Proline® and similar results to the combo product Prosaro®, demonstrating the benefits of Asorbital® Formulation Technology.



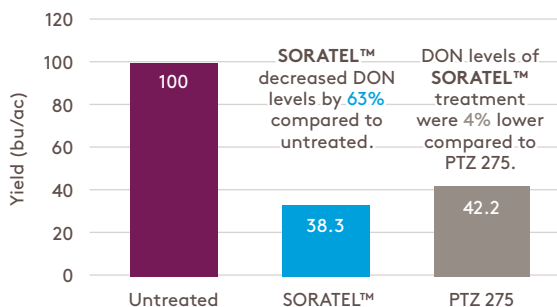
Sclerotinia control in canola

Summary of 6 small-plot, replicated trials
Conducted by independent researchers in Canada (2020)



Mycotoxin content

Average of 20 trials in European Union



ABOUT ASORBITAL® FORMULATION TECHNOLOGY

Asorbital® Formulation Technology was developed by and is unique to ADAMA worldwide. Products with this enhanced technology offer reduced run-off and photodegradation, improved rainfastness, increased amount of active in the plant and more thorough protection of the foliage.

SORATEL™ is the first of many ADAMA products to come that will include Asorbital® Formulation Technology and be available to Eastern Canada growers in the future.

TOPNOTCH™

Broad-spectrum disease control in multiple crops including cereals, field peas, edible beans and soybeans.



ACTIVE INGREDIENT

Azoxystrobin 143 g/L and Propiconazole 124 g/L = SC

PACKAGING

Case: 2 x 8.6 L jugs

APPLICATION RATE & ACRES TREATED

Rate: 210 – 620 ml/ac

Acres Treated: 14 – 40 ac/jug

WATER VOLUME

Ground: 40 L/ac (10 US gal/ac)

Aerial: 20 L/ac (5 US gal/ac)

RAINFASTNESS

Avoid applying when heavy rainfall is in the forecast.

REGISTERED AND SUPPORTED CROPS

- Barley
- Edible beans
- Field peas
- Lentils
- Oats
- Rye
- Soybeans
- Triticale
- Wheat

KEY DISEASES CONTROLLED

- Anthracnose
- Ascochyta blight
- Barley leaf rust
- Mycosphaerella blight
- Net and spot blotches
- Powdery mildew
- Scald
- Septoria spot
- Stripe rust
- Tan spot
- Wheat leaf rust
- White mould¹

¹Suppression only.

HOW IT WORKS

Used as both a curative and preventative fungicide, TOPNOTCH™ has broad-spectrum, systemic and contact activity.

APPLICATION TIMING AND CROP STAGING

| Crop | Diseases | Application Timing | Rate |
|--------------------------------------|--|---|-----------------|
| Barley | Barley net blotch, Barley scald, Septoria leaf spot, Stripe rust, Barley leaf rust, Tan spot | Apply once between stem elongation and half-head emergence (Growth stage 29 – 55). | 210 ml/ac |
| Beans, Field peas, Lentils, Soybeans | Mycosphaerella blight, Anthracnose | Make the first application at the first sign of disease. Apply the high rate only under conditions of high disease pressures. | 310 – 620 ml/ac |
| | Powdery mildew, White mould (suppression only) | A second application 14 days later may be needed if conditions persist. Good spray coverage and canopy penetration are important for best results. | 310 ml/ac |

| Crop | Diseases | Application Timing | Rate |
|-----------|--|--|-----------|
| Oats | Barley net blotch, Crown rust, Septoria leaf spot | Apply once between stem elongation and half-head emergence (Growth stage 29–55). | 210 ml/ac |
| Rye | Septoria leaf spot, Barley scald, Tan spot | | |
| Triticale | Septoria leaf spot, Tan spot | | |
| Wheat | Septoria leaf spot, Tan spot, Stripe rust, Wheat leaf rust | | |

REGISTERED AND SUPPORTED TANK MIXES

- ARROW® 240 EC
- ARROW ALL IN®
- Coragen®
- Decis®
- glufosinate
- Poast Ultra®
- LEOPARD®
- SILENCER® 120 EC
- Voliam Xpress®
- ZIVATA™

MIXING INSTRUCTIONS

1. Fill spray tank $\frac{1}{2}$ – $\frac{3}{4}$ full with water.
2. With agitator running, add required amount of TOPNOTCH™ and continue agitating while adding remainder of the water.
3. Begin application after TOPNOTCH™ is completely dispersed into the mix water, and maintain agitation during spraying operation.

CROP ROTATIONS

Do not plant any other crop intended for food, grazing or any component of animal feed or bedding within 105 days of application.

PRE-HARVEST INTERVALS

Field peas, Beans, Lentils, Soybeans: 30 days

Cereals: 45 days

GRAZING RESTRICTIONS

Do not graze pea vines.

30 days for all other crops.

STORAGE

Do not freeze.

QUICK TIPS:

Good spray coverage and canopy penetration are important to achieve the best results.

NOTES

[illegible]



ADDITIONAL RESOURCES

.....

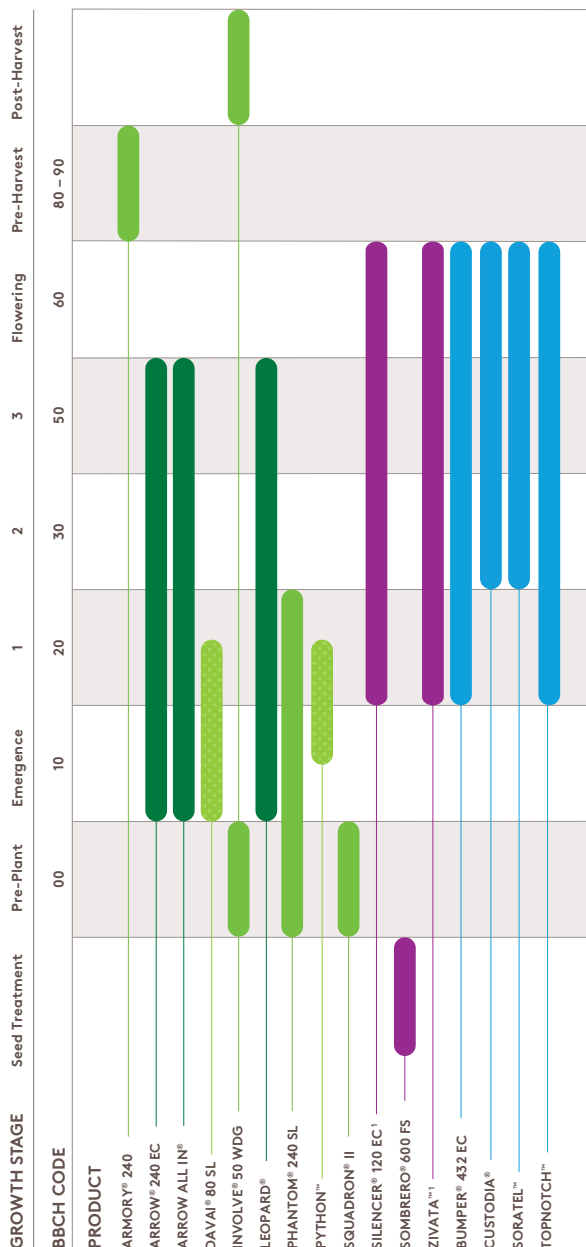


ADDITIONAL RESOURCES

| | |
|---|-----|
| GROWTH STAGE CHARTS & PRODUCT TIMING | 94 |
| AERIAL APPLICATION CHART | 97 |
| PHENOXY USE RATES | 98 |
| TANK-MIXING GUIDELINES | 99 |
| GENERAL CLEANING PRACTICES FOR SPRAYER EQUIPMENT | 100 |
| GOVERNMENT & ASSOCIATION CONTACT INFO | 101 |
| METRIC/IMPERIAL CONVERSIONS | 103 |

GROWTH STAGE CHARTS & PRODUCT TIMING

SOYBEANS

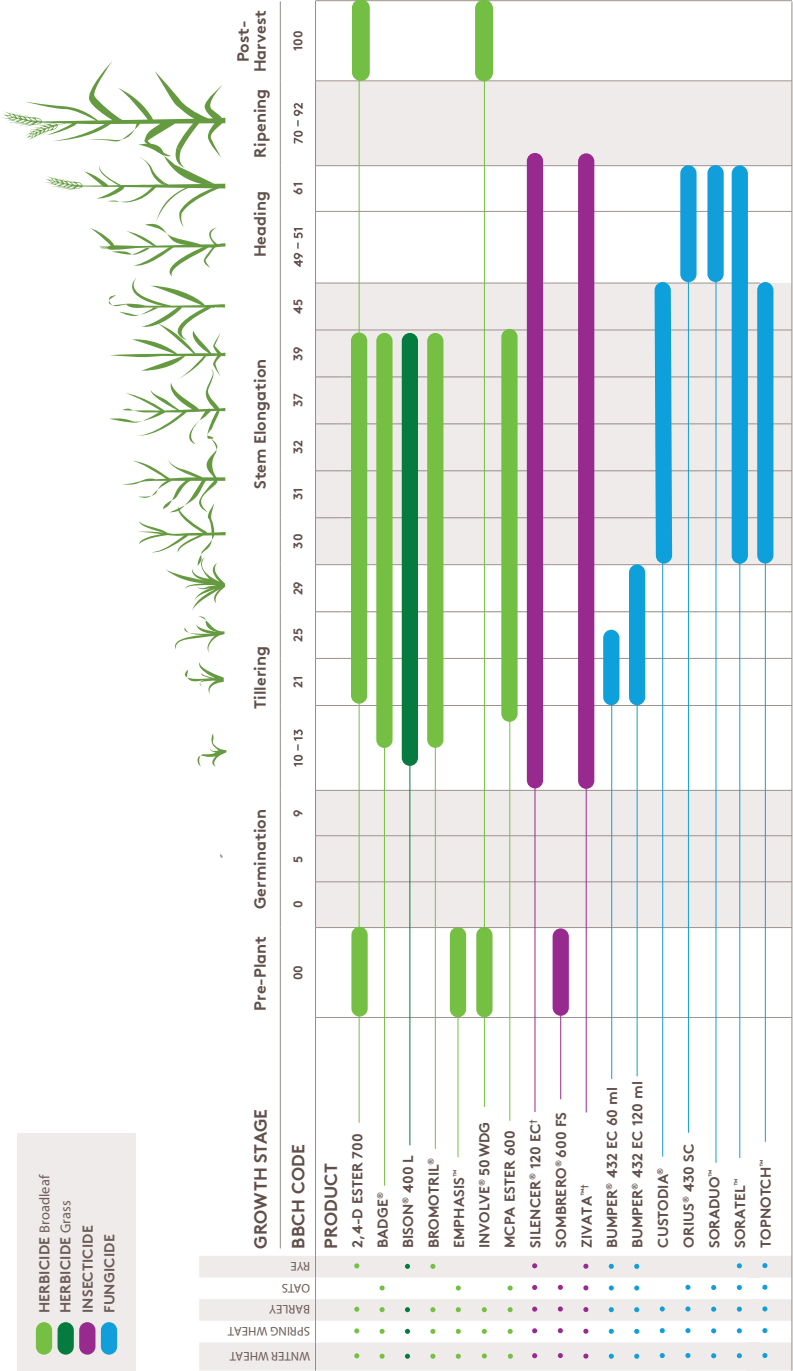


Timing based on using the product alone. Please refer to tank-mix partners label for crop timing.

¹ Dependent of Pre-harvest interval (PHI)

GROWTH STAGE CHARTS & PRODUCT TIMING

CEREALS

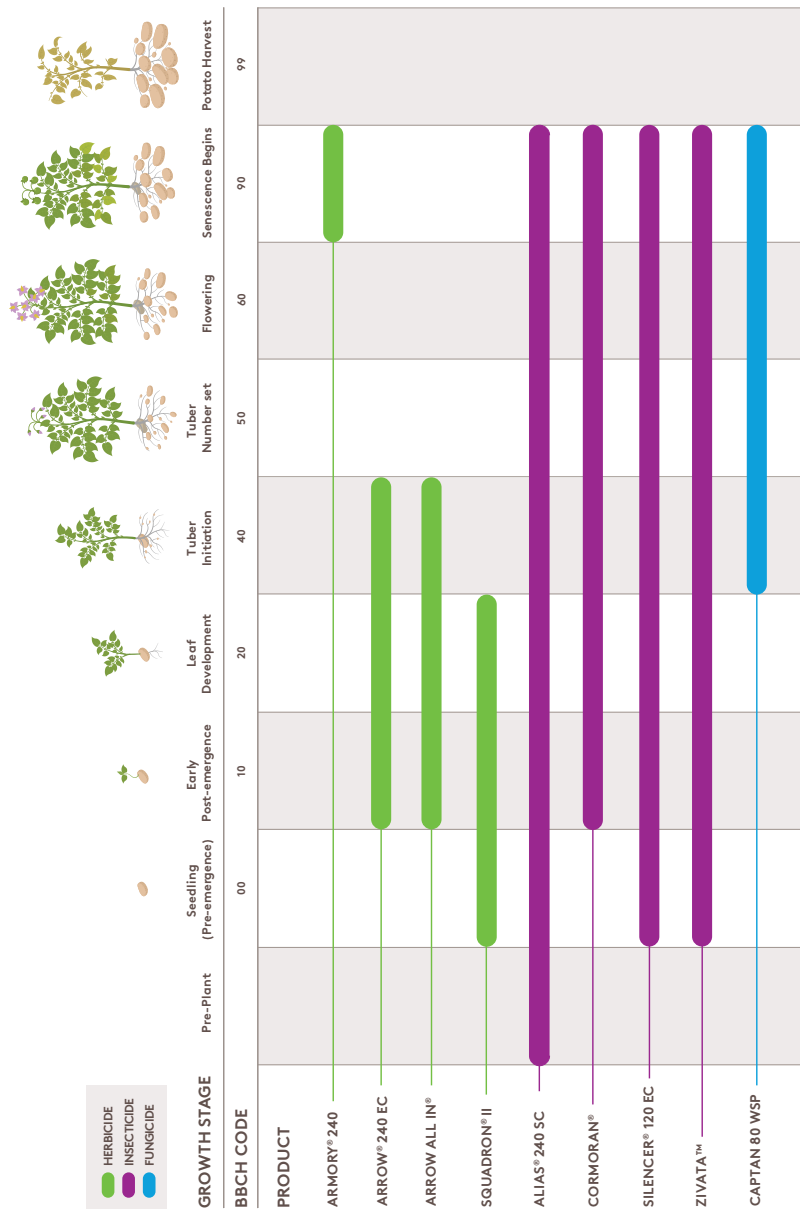


Timing based on using the product alone. Please refer to tank-mix partner labels for crop timing.

* Dependent on Pre-harvest Interval (PHI)

GROWTH STAGE CHARTS & PRODUCT TIMING

POTATOES



Timing based on using the product alone. Please refer to tank-mix partner labels for crop timing. Always read and follow registered product label instructions. It is an offence under the *Pest Control Products Act* to use this product in a way that is inconsistent with the directions on the label.

AERIAL APPLICATION CHART

| | ADAMA PRODUCT NAME | AERIAL APPLICATION | WATER VOLUME |
|--------------|-----------------------|--|-----------------|
| HERBICIDES | 2,4-D ESTER 700 | Yes | 12 L/ac |
| | ARMORY® 240 | Yes | 90 – 200 L/ac |
| | ARROW® 240 EC | No | – |
| | ARROW ALL IN® | No | – |
| | BADGE® | Yes (wheat, barley, and oats only) | 8 – 20 L/ac |
| | BISON® 400 L | Yes (cereal crops) | 12 – 18 L/ac |
| | BROMOTRIL® | Yes (wheat and barley only) | 8 – 16 L/ac |
| | DAVAI® 80 SL | No | – |
| | EMPHASIS™ | No | – |
| | INVOLVE® 50 WDG | No | – |
| | LEOPARD® | Yes | 10 L/ac |
| | MCPA ESTER 600 | Yes | 12 L/ac |
| | PHANTOM® 240 SL | No | – |
| | PYTHON™ | No | – |
| | SQUADRON® II | No | – |
| INSECTICIDES | ALIAS® 240 SC | No | – |
| | CORMORAN® | No | – |
| | NIMITZ® 480 EC | No | – |
| | SILENCER® 120 EC | Yes | 4 – 16 L/ac |
| | SOMBRERO® 600 FS | No | – |
| | ZIVATA™ | Yes | 4 – 16 L/ac |
| FUNGICIDES | BUMPER® 432 EC | Yes | 16 – 20 L/ac |
| | CAPTAN 80 WSP | Yes (with restrictions, see label) | See label |
| | CUSTODIA® | Yes | 20 L/ac |
| | FOLPAN® 80 WG | No | – |
| | ORIOUS® 430 SC | Yes | 20 L/ac |
| | SORADUO™ | Yes | 10 L/ac |
| | SORATEL™ | Yes | 20 L/ac |
| | TOPNOTCH™ | Yes | 20 L/ac |

PHENOXY USE RATES

| Active Ounces per Acre | Formulation (ml per acre) | | | | | Acres Treated per 10 L jug | | | | |
|---------------------------|---------------------------|-----|-----|-----|-----|----------------------------|-----|-----|-----|-----|
| | 300 | 400 | 500 | 600 | 700 | 300 | 400 | 500 | 600 | 700 |
| 1 | 94 | 70 | 57 | 47 | 41 | 107 | 142 | 177 | 212 | 247 |
| 2 | 187 | 140 | 113 | 94 | 81 | 53 | 71 | 88 | 106 | 124 |
| 3 | 281 | 211 | 170 | 142 | 121 | 36 | 47 | 59 | 71 | 82 |
| 4 | 374 | 281 | 227 | 189 | 162 | 27 | 36 | 44 | 53 | 62 |
| 5 | 468 | 351 | 283 | 236 | 202 | 21 | 28 | 35 | 42 | 49 |
| 6 | 562 | 421 | 340 | 283 | 243 | 18 | 24 | 29 | 35 | 41 |
| 7 | 655 | 491 | 397 | 331 | 283 | 15 | 20 | 25 | 30 | 35 |
| 8 | 749 | 562 | 453 | 378 | 324 | 13 | 18 | 22 | 27 | 31 |
| 9 | 842 | 632 | 510 | 425 | 364 | 12 | 16 | 20 | 24 | 28 |
| 10 | 936 | 702 | 567 | 472 | 405 | 11 | 14 | 18 | 21 | 25 |

Recommended rates have been rounded to whole numbers.

TANK-MIXING GUIDELINES

W.A.M.L.E.G.S. METHOD

W **Wettable** powders, dispersible granules, soluble granules (WG, DF, SG, WP, SP)

A **Agitate** tank mix thoroughly

M **Micro-encapsulated** suspensions (ME)

L **Liquid** flowables and suspensions (SC, SL, SN, LI, SU, SE)

E **Emulsifiable** concentrate formulations (EC)

Fill spray tank nearly full with water.

G **Glyphosate** formulations

S **Surfactants**

Some herbicide labels list a specific mixing sequence. In absence of specific directions, a recommended sequence for adding pesticide formulations to a tank partially filled with water is the **W.A.M.L.E.G.S. method**. Each ingredient must be uniformly mixed before adding the next component. For example, a soluble powder must be completely dissolved before adding the next component. Adjuvants are added in the same sequence as pesticides: ammonium sulfate is a soluble powder, oil adjuvants are emulsifiable concentrates and most surfactants are solutions. Within each group, usually add the pesticide before the adjuvant. For example, add a soluble-powder pesticide before ammonium sulfate.

Know the benefits and risks of tank-mixing before you make an application. In some cases, compatibility of two or more chemicals is based on the order in which they are added to the tank mix.



Tank-mixing can lead to a variety of mishaps if not done correctly. Being aware of the benefits and risks while following the proper guidelines is critical to ensuring the success of any tank mix procedure and application.

This information is presented in good faith for your reference. Always read and follow product label directions before tank-mixing.

GENERAL CLEANING PRACTICES FOR SPRAYER EQUIPMENT

- CLEAN SPRAYER:** Once tank is empty, clean sprayer in an area that will not allow the contamination of water bodies, sources, crops or other areas that are not accessible to others, pets and livestock.
- RINSE 1:**
 - Rinse equipment, removing any product adhering to the inside of the tank. Fill tank to 10% full of water and herbicide recommended rinse solution (see below). Agitate for 15 minutes.
 - Flush RINSE 1 through the booms, hoses and nozzles then drain.
 - Once done flushing, disassemble all strainers, filters, nozzles, screens, diaphragms and boom ends where residue can get tied up. Clean separately with an ammonia solution of 100 mL/10 L water. Inspect thoroughly and reassemble.
- RINSE 2:** Fill tank to 10% full of water and add the RINSE 2 solution if needed (see below) while agitating. Charge up the booms and continue to agitate for 15 minutes before flushing out again.
- ADDITIONAL RINSES:** Complete additional rinses, as requested from the table below, by filling, agitating and flushing the system with the recommended solution each time.
- FINAL RINSE:** Fill tank to 10% full of clean water and flush through the booms and hoses. Remove end caps/open ball valves and flush water through to ensure no spray solution is trapped. Drain any remaining water.

| HERBICIDE | HERBICIDE NUMBER OF RINSES | | | |
|-----------------|----------------------------|----------|-----|---|
| | 1 | 2 | 3 | 4 |
| 2,4-D ESTER 700 | W | D or 1%A | W | |
| ARMORY® 240 | W | 1%S | W | |
| ARROW® 240 EC | W | D | W | |
| ARROW ALL IN® | W | D | W | |
| BADGE® | W | D or 1%A | W | |
| BISON® 400 L | W | D or 1%A | W | |
| BROMOTRIL® | D | W | | |
| DAVAI® 80 SL | W | | | |
| EMPHASIS™ | D | W | 3%A | W |
| INVOLVE® 50 WDG | W | 1%A | W | W |
| LEOPARD® | W | 1%A | 1%A | W |
| MCPA ESTER 600 | W | D or 1%A | W | |
| PHANTOM® 240 SL | W | | | |
| OUTSHINE® | W | 1%A | W | |
| PYTHON™ | D | W | W | |
| SQUADRON® II | D | D | D | W |

IMPORTANT NOTES

If a tank-mix partner is used, always check tank-mix partner label for any additional clean up procedures.

Be cautious with dry granular products, like florasulam, which can severely harm a sensitive broadleaf crop if not properly cleaned out.

WARNING: Never mix chlorine (bleach) and ammonia as a reaction-producing toxic gas can occur.

| | SOLUTION |
|---|---|
| A | Ammonia Solution (min. 3% ammonia – Finish or Flush) |
| D | Detergent Solution |
| S | Non-Ionic Surfactant |
| W | Water |

GOVERNMENT & ASSOCIATION CONTACT INFO

ProPharma (U.S. & Canada):
1.877.250.9291

INFOTRAC: 1.800.535.5053

PROVINCIAL AG OFFICES:

Agriculture and Agri-Food Canada
1341 Baseline Road
Ottawa, ON K1A 0C5
Toll-free: 1.855.773.0241
Email: info@agr.gc.ca
agr.gc.ca

**Ontario Ministry of Agriculture,
Food and Rural Affairs (OMAFRA)**
1 Stone Road West
Guelph, ON N1G 4Y2
Phone: 519.826.3100
Toll-free in Ontario: 1.888.466.2372
Email: ag.info.omafra@ontario.ca
omafra.gov.on.ca

**Nova Scotia Department
of Agriculture**
6th Floor (Suite 605), WTCC
Halifax, NS B3J 3N8
Phone: 902.424.4560
Toll-free: 1.800.279.0825
novascotia.ca/agri

**New Brunswick Agriculture,
Aquaculture and Fisheries**
Agricultural Research Station
(Experimental Farm)
P.O. Box 6000
Fredericton, NB E3B 5H1
Phone: 506.453.2666
Email: DAAF-MAAP@gnb.ca
gnb.ca/AgricultureAquaculture
Fisheries

**Prince Edward Island Department
of Agriculture and Fisheries**
5th Floor, Jones Building
11 Kent Street
P.O. Box 2000
Charlottetown, PEI C1A 7N8
Phone: 902.368.4880
Email: peiextension@gov.pe.ca
gov.pe.ca/agriculture

**Quebec Ministry of Agriculture,
Fisheries and Food (MAPAQ)**
200 chemin Ste-Foy, 10^e étage
Québec, QC G1R 4X6
Toll-free: 1 888 222-6272
Email: info@mapaq.gouv.qc.ca
mapaq.gouv.qc.ca

ASSOCIATIONS AND COUNCILS:

Potatoes New Brunswick
P.O. Box 7878
Grand-Falls, NB E3Z 3E8
Phone: 506.473.3036
Email: gfpotato@potatoesnb.com
potatoesnb.com

Prince Edward Island Potato Board
West Royalty Business Park
90 Hillstrom Avenue
Charlottetown, PE C1E 2C6
Phone: 902.892.6551
Email: potato@peipotato.org
peipotato.org

Soy Canada
130 Albert Street, Suite 1607
Ottawa, ON K1P 5G4
Phone: 613.233.0500
Email: info@soycanada.ca
soycanada.ca

Grain Growers of Canada
350 Sparks Street, Suite 912
Ottawa, ON K1R 7S8
Phone: 613.233.9954
Email: president@ggc-pgc.ca
ggc-pgc.ca

Grain Farmers of Ontario
679 Southgate Drive
Guelph, ON N1G 4S2
Phone: 519.767.6537
Toll-free: 1.800.265.0550
Email: info@gfo.ca
gfo.ca

Atlantic Grains Council
381 Killam Drive
Moncton, NB E1C 3T1
Phone: 506.381.5404
Email:
info@atlanticgrainscouncil.ca
atlanticgrainscouncil.ca

GOVERNMENT & ASSOCIATION CONTACT INFO

Cereals Canada

604-167 Lombard Avenue
Winnipeg, MB R3B 0V3
Phone: 204.942.2166
Email: info@cerealscanada.ca
cerealscanada.ca

Ontario Bean Growers

302-660 Speedvale Avenue West
Guelph, ON N1K 1E5
Phone: 519.803.9847
ontariobeans.on.ca

Canadian Special Crops Association

1215-200 Portage Avenue
Winnipeg, MB R3C 0A5
Phone: 204.925.3780
specialcrops.mb.ca

Pulse Canada

1212-220 Portage Avenue
Winnipeg, MB R3C 0A5
Phone: 204.925.4455
Email: office@pulsecanada.com
pulsecanada.com

Ontario Fruit and Vegetable Growers' Association

105-355 Elmira Road North
Guelph, ON N1K 1S5
Phone: 519.763.6160
Email: info@ofvga.org
ofvga.org

Perennia

32 Main Street
Kentville, NS B4N 1J5
Téléphone : 902.678.7722
Courriel : info@perennia.ca
perennia.ca

For emergency medical help or health/safety concerns, call ProPharma immediately at 1.877.250.9291 (24 hours a day).

In the event of a spill, leak or fire, call INFOTRAC immediately at 1.800.535.5053 (24 hours a day).

METRIC/IMPERIAL CONVERSIONS

| Metric Unit | Imperial Multiply by | Imperial Unit | Metric Multiply by | Metric Unit |
|--|---|---|---|--|
| LINEAR centimetre (cm) | x 0.39 | inch | x 2.54 | LINEAR centimetre (cm) |
| AREA square metre (m ²) hectare (ha) | x 1.2 x 2.5 | square yard acres | x 0.84 x 0.4 | AREA square metre (m ²) hectare (ha) |
| VOLUME litre (L) litre (L) | x 0.22 x 0.27 | Imperial gallon U.S. gallon | x 4.55 x 3.79 | VOLUME litre (L) litre (L) |
| PRESSURE kilopascals (kPa) | x 0.14 | psi | x 6.9 | PRESSURE kilopascals (kPa) |
| WEIGHT gram (g) kilogram (kg) | x 0.04 x 2.2 | oz lb | x 28.35 x 0.45 | WEIGHT gram (g) kilogram (kg) |
| AGRICULTURAL litres per hectare (L/ha) litres per hectare (L/ha) litres per hectare (L/ha) litres per hectare (L/ha) millilitres per hectare (ml/ha) millilitres per hectare (ml/ha) kilograms per hectare (kg/ha) grams per hectare (g/ha) | x 0.09 x 0.11 x 0.36 x 0.71 x 0.015 x 0.014 x 0.89 x 0.014 | Imperial gallons per acre U.S. gallons per acre quarts per acre pints per acre Imperial fl. oz per acre U.S. fl. oz per acre lb per acre oz per acre | x 11.23 x 9.35 x 2.81 x 1.41 x 70.17 x 73.05 x 1.12 x 70 | AGRICULTURAL litres per hectare (L/ha) litres per hectare (L/ha) litres per hectare (L/ha) litres per hectare (L/ha) millilitres per hectare (ml/ha) millilitres per hectare (ml/ha) kilograms per hectare (kg/ha) grams per hectare (g/ha) |

EXAMPLE: To convert centimetres to inches, multiply by 0.39; conversely, to convert inches to centimetres, multiply by 2.54.

NOTES

This image shows a full page of blank, lined paper. It features approximately 20 evenly spaced horizontal grey lines across its entire width, providing a guide for handwriting or typing. The paper itself is a clean, off-white color.

“

The R&D at ADAMA is fully focused on advancing active ingredients, and I am excited to be working with all of the formulation technology we have coming in the next few years.

Rob Bahry

Development Manager



Where has all the innovation gone?

While many crop protection companies have turned their attention to the development of seed technologies and collecting “big data”, only ADAMA remains unapologetically committed to providing the kind of innovative crop protection solutions Canadian growers need today.



WE ARE

Agile Innovation

Filling the innovation void with unique mixtures and formulations.



WE ARE

Active Ingredients

Leveraging the world's largest library of actives to speed up the pace of innovation.



WE ARE

All About Input

Listening to growers to ensure we're answering their greatest needs.



WE ARE

Agri-Retail Inclusive

Partnering with retailers to deliver greater value to them and their customers.

WE ARE

.....
All In
on you



ADAMA

How can you inspire more innovation? Simply tell your ADAMA representative what you're looking for or visit ADAMA.COM

ADAMA.COM

1.855.264.6262



@ADAMA_CAN



@adama_canada



@ADAMACanada



ADAMA Agricultural
Solutions Canada Ltd.

®/™ ALIAS, ARMORY, ARROW, ARROW ALL IN, BADGE, BISON, BROMOTRIL, BUMPER, CORMORAN, CUSTODIA, DAVAI, FOLPAN, INVOLVE, LEOPARD, NIMITZ, PHANTOM, ORIOUS, SILENCER, SOMBRERO, and SQUADRON are registered trademarks, and EMPHASIS, MAXENTIS, PYTHON, SAFACYN, SORADUO, SORATEL, TOPNOTCH and ZIVATA are trademarks of ADAMA Agricultural Solutions Canada Ltd. All other products are trademarks of their respective companies.

© 2023 ADAMA Agricultural Solutions Canada Ltd.