



IPANEMA®



ADAMA

P

L12488IPFR_01

5Le



PLANT GROWTH REGULATOR

Soluble concentrate

MAPP 19484

Ethephon (2-chloroethylphosphonic acid) is an anticholinesterase organophosphate. Handle with care.



Ingredients

● Ethephon 480 g/l (39.7% w/w)



Crops

A growth regulator on winter and spring barley and winter wheat.



Danger

May be corrosive to metals.

Causes skin irritation.

Causes serious eye damage.

Toxic to aquatic life with long lasting effects.

Keep out of reach of children.

Wear protective gloves, protective clothing, eye protection, face protection.

IF ON SKIN: wash with plenty of soap and water.

IF IN EYES: rinse cautiously with water for several minutes.


Remove contact lenses if present and easy to do.

Continue rinsing.

Absorb spillage to prevent material damage.

Dispose of contents/container to a licensed hazardous waste disposal contractor or collection site except for empty, clean containers which can be disposed of as non-hazardous waste.

To avoid risks to human health and the environment, comply with the instructions for use.



Scan for Safety Data Sheet


Or use the weblink : <https://bit.ly/3l6CnSn>
Alternatively, contact your supplier.



R 3.1.3 Mar 25

This label is compliant with the Voluntary Initiative Guidance.

NO VARNISH AREA

Product name	IPANEMA®		
Country	UK		
Package size	5L		
Label code	L12488IPFR_01		
Label dimensions (w x h)	170mm x 150mm		
Label date	14-02-21 17:03:25	Name	
Smallest font on page	5.64 pt	Status	
		Template	Rect_5LT_1Lang_NA_UK-IE.indt



PLANT GROWTH REGULATOR

Soluble concentrate

MAPP 19484



SHAKE WELL BEFORE USE

Operator protection

This product contains ethephon (2-chloroethylphosphonic acid) an anticholinesterase organophosphorus compound. DO NOT USE if under medical advice NOT to work with such compounds.

Engineering control of operator exposure must be used where reasonably practicable in addition to the following personal protective equipment:

WEAR SUITABLE PROTECTIVE GLOVES AND FACE PROTECTION (FACESHIELD) when handling the concentrate.

However, engineering control may replace personal protective equipment if a COSHH assessment shows they provide an equal or higher standard of protection.

WASH CONCENTRATE from skin or eyes immediately.

WHEN USING DO NOT EAT, DRINK OR SMOKE.

AVOID ALL CONTACT BY MOUTH.

WASH HANDS AND EXPOSED SKIN before eating and drinking after work.

Environment protection

Do not contaminate water with the product or its container. Do not clean application equipment near surface water. Avoid contamination via drains from farmyards and roads.

Storage and disposal

KEEP AWAY FROM FOOD, DRINK AND ANIMAL FEEDING STUFFS.

KEEP IN ORIGINAL CONTAINER, tightly closed, in a safe place.

WASH OUT CONTAINER THOROUGHLY, empty washings into spray tank and dispose of safely.

The (COSHH) Control of Substances Hazardous to Health Regulations may apply to the use of this product at work

For advice on medical emergencies, fires or major spills telephone the National Chemical Emergency Centre on 01865 407333.

IMPORTANT INFORMATION FOR PROFESSIONAL USE ONLY AS A PLANT GROWTH REGULATOR

Crops:	Winter wheat, spring barley & winter barley	
Maximum individual dose:	Winter wheat: 0.75 litres per hectare Spring barley: 0.5 litres per hectare Winter barley: 1 litre per hectare	
Maximum number of applications:	1 per crop	
Latest time of application:	Winter wheat	From the flag leaf just visible stage up to the flag leaf sheath swollen stage (GS 37-45)
	Spring barley	From the second node detectable stage up to the first awns just visible stage (GS 32-49)
	Winter barley	Up to the flag leaf fully unrolled, ligule just visible stage (GS 39)

READ THE LABEL BEFORE USE. USING THIS PRODUCT IN A MANNER THAT IS INCONSISTENT WITH THE LABEL MAY BE AN OFFENCE. FOLLOW THE CODE OF PRACTICE FOR USING PLANT PROTECTION.

ADAMA Agricultural Solutions UK Ltd
Third Floor East, 1410 Arlington Business Park,
Theale, Reading, RG7 4SA
Tel: 01635 860555 Technical Helpline: 01635 876622
Email: ukenquiries@adama.com
www.adama.com

UFI: 9Q8S-PD09-HV0U-KQ98



5 056325 506067


R 3.1.3 Mar 25



Directions For
Use

READ THE DIRECTIONS
FOR USE – open here



Product name	IPANEMA®		
Country	UK		
Package size	5L		
Label code	L12488IPBB_01		
Label dimensions (w x h)	145mm x 150mm		
Label date	14-02-21 17:05:25	Name	
Smallest font on page	8.71 pt	Status	
		Template	Rect_5LT_1Lang_NA_UK-IE.indt

Danger

May be corrosive to metals.

Causes skin irritation.

Causes serious eye damage.

Toxic to aquatic life with long lasting effects.

Keep out of reach of children.

Wear protective gloves, protective clothing, eye protection, face protection.

IF ON SKIN: wash with plenty of soap and water.

IF IN EYES: rinse cautiously with water for several minutes. Remove contact lenses if present and easy to do. Continue rinsing.

Absorb spillage to prevent material damage.

Dispose of contents/container to a licensed hazardous waste disposal contractor or collection site except for empty, clean containers which can be disposed of as non-hazardous waste.

To avoid risks to human health and the environment, comply with the instructions for use.



This leaflet is part of the approved label.

IPANEMA® (MAPP 19484) is a soluble concentrate containing 480 g/L ethephon (39.7 % w/w).

Ethephon (2-chloroethylphosphonic acid) is an anticholinesterase organophosphate. Handle with care.

IPANEMA is a growth regulator on winter and spring barley and winter wheat.

DIRECTIONS FOR USE

IMPORTANT: This information is approved as part of the Product Label. All instructions within this section must be read carefully in order to obtain safe and successful use of this product.

IPANEMA plant growth regulator reduces straw length and gives higher resistance to lodging.

IPANEMA may improve ease of harvest in crops of winter barley, spring barley and winter wheat with high lodging risk.

IPANEMA treatment will be efficient on healthy and non-stressed crops which have received adequate inputs.

It is recommended to apply IPANEMA before lodging occurs.

The best response to IPANEMA plant growth regulator is obtained when the crop is growing vigorously and under conditions of high fertility.

Only winter barley, spring barley and winter wheat crops at risk from lodging should be treated with IPANEMA. Thin crops and particularly those on soils of low fertility, are less likely to lodge, and in addition, such crops may ripen prematurely.


RESTRICTIONS

Stress factors reduce crop growth and may also lead to secondary tillering and small grains. IPANEMA, if used under stress conditions, may lead to more secondary tillering and more small grains.

Cereals can be susceptible to drought stress. Do not spray when soil is very dry.

Do not apply within ten days of herbicide or liquid fertiliser application.

Do not spray crops that are heavily diseased or suffering from pest damage, nutrient deficiency or that are herbicide stressed.

Product name	IPANEMA®		
Country	UK		
Package size	5L		
Label code			
Label dimensions (w x h)	145mm x 150mm		
Label date	14-42;31 17.03.25	Name	
Smallest font on page	7 pt	Status	
		Template	Rect_5LT_1Lang_NA_UK-IE.indt

Do not spray during cold weather or periods of night frosts.
Do not spray when crop is wet or when rain is imminent.
Avoid overlapping spray bouts, and drift of spray to adjoining crops.
Do not re-use container for any purpose.
Crops should not be re-entered until spray residues are dry.
Avoid spray drift to neighbouring crops and plants.

CROP SPECIFIC INFORMATION

Use on winter varieties of wheat and barley.

Use on spring varieties of barley.

Winter barley

IPANEMA can be applied at 1.0 L/ha on winter barley when the second node is detectable (GS 32) up to the flag leaf fully unrolled, ligule just visible stage (GS 39). For maximum crop height reduction application is recommended between GS 37 and GS 39. Do not spray on crops once they are in the 'booting' stages (GS 41 onwards). It is recommended to apply IPANEMA on crops having been drilled early and which are likely to suffer from severe lodging. Crops suffering from stress or likely to be stressed, for example due to soil conditions, should not be treated because undesirable side effects may occur, such as secondary tillers, trapped heads or shrivelled grains.

Spring barley

IPANEMA can be applied at 0.5 L/ha on spring barley when the second node is detectable (GS 32) up to the first awns just visible stage (GS 49). For the greatest reduction in crop height apply at the flag leaf fully extended stage (GS 39). It is recommended to apply IPANEMA on crops having been drilled early and which are likely to suffer from severe lodging. Crops suffering from stress or likely to be stressed, for example due to soil conditions, should not be treated because undesirable side effects may occur, such as secondary tillers, trapped heads or shrivelled grains.

Winter wheat

IPANEMA can be applied at 0.75 L/ha on winter wheat when the flag leaf is detectable (GS 37) up to the flag leaf sheath swollen stage (GS 45). It is recommended to apply IPANEMA on crops having been drilled early and which are likely to suffer from severe lodging. Crops suffering from stress or likely to be stressed, for example due to soil conditions, should not be treated because undesirable side effects may occur, such as secondary tillers, trapped heads or shrivelled grains. For the greatest reduction in crop height use a sequential programme of an approved chlormequat product followed by IPANEMA. Apply the chlormequat product at GS 30, at a dose equivalent to 900 g chlormequat/ha*. Follow this with IPANEMA at 0.5 L/ha from the flag leaf just visible stage (GS 37) of crop growth up to, and including, the boots swollen stage (GS 45).

**NB: Only if this can be applied in accordance with the chlormequat product label*

MIXING AND SPRAYING

Shake the container well before use.

Half-fill the spray tank with clean water and add the required amount of IPANEMA. On emptying the container, rinse container thoroughly by using an integrated pressure rinsing device or manually rinsing three times. Add washings to sprayer at time of filling and dispose of container safely. Begin spray tank agitation and top up to the required volume with clean water. Maintain agitation until spraying is completed. Do not leave the sprayer filled with the spray solution standing for long periods. Wash out the sprayer thoroughly after use with a wetting agent or proprietary tank cleaner.

Spray volume, pressures and quality

Apply through a conventional field crop sprayer and use medium nozzles at a pressure of 2-3 bar.

Good spray coverage is essential.

Ensure the sprayer is correctly calibrated before applying and adjusted to give optimal and even coverage of the top leaves. Spray immediately after mixing.

IPANEMA should be applied as a medium spray (BCPC category).

Water volume recommended: 200-400 L/ha.

SOILS AND WEATHER CONDITIONS

A moist soil during and after the application is necessary to give the best results.

Do not apply to dry, cracked or waterlogged soils.

Speed of activity is usually dependent on temperature and growing conditions, then, activity can be slow under cool conditions.

Application should not be made to frosted crops: severe frosts following application may cause crop scorch.

COMPATIBILITY

IPANEMA may be applied as a tank-mix with a range of products.

For up-to-date details of compatible tank-mixes, contact your distributor or call the ADAMA technical helpline: 01635 876622 or use the on-line ADAMA tank-mix database at <https://www.adama.com/uk/en/tank-mix-database>.

Full manufacturer's instructions must be followed for each tank-mix component. Apply in mixture with other chemicals only if any requirements or restrictions on the partner product label do not conflict with the requirements for IPANEMA.

Always read the label of the partner product carefully before use.

COMPANY ADVISORY INFORMATION

This section is not part of the Product Label under the Plant Protection Products Regulations and provides additional advice on product use at the discretion of ADAMA Agricultural Solutions UK Ltd.

DISCLAIMER/CONDITIONS OF SUPPLY

The specified properties of our products and the mode of application stated on this label have been established on the basis of research and experience. Products conform to specification at the time of delivery but, as we exercise no control over their subsequent storage, handling, mixing or use or the weather conditions before, during and after application, all of which may affect the performance of the products, no responsibility or liability will be accepted by us or our re-sellers for any failure in performance, damage or injury to person or property whatsoever arising from the storage, handling, application or use of the products. These conditions cannot be varied by our staff or agents whether or not they supervise or assist in or make recommendations concerning the use of such products. We recommend you contact your dealer to request advice on the suitability of this product for any new and/or unusual growing methods or for new varieties not listed on this label.

ADAMA Agricultural Solutions UK Ltd
Third Floor East
1410 Arlington Business Park
Theale
Reading
RG7 4SA

Tel: 01635 860555

Technical Helpline: 01635 876622

www.adama.com

Email: ukenquiries@adama.com

IPANEMA® is a registered trademark of a company of the ADAMA Group.

© ADAMA Agricultural Solutions UK Ltd

SAMPLE