



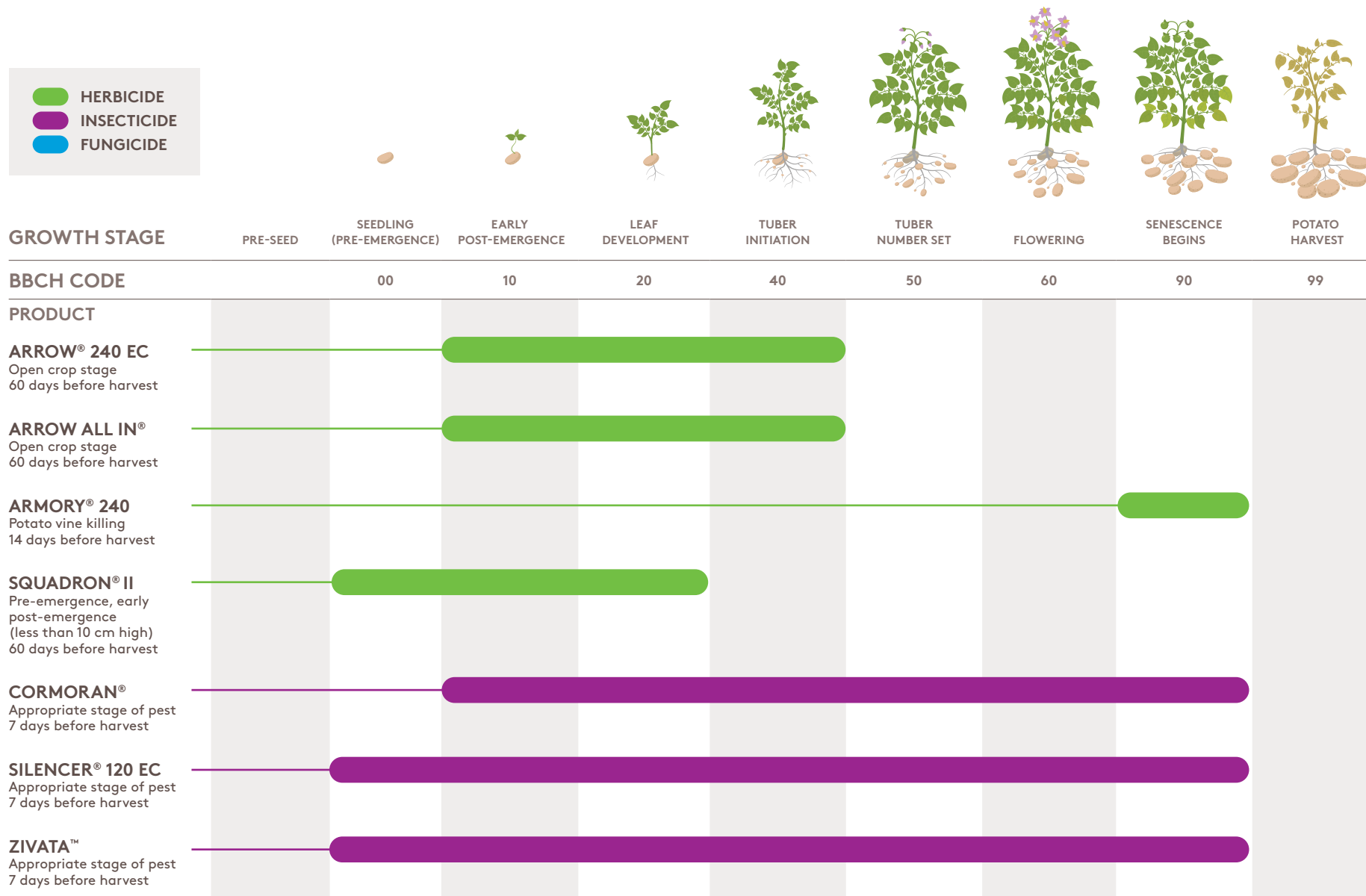
WE ARE

All In
on potatoes



ADAMA

POTATO GROWTH STAGES



Timing based on using the product alone. Please refer to tank-mix partner labels for crop timing. Always read and follow registered product label instructions. It is an offence under the *Pest Control Products Act* to use this product in a way that is inconsistent with the directions on the label.

WESTERN CANADA

HERBICIDES				
PRODUCT NAME Active Ingredient	ARROW® 240 EC Clethodim	ARROW ALL IN® Clethodim	ARMORY® 240 Diquat	SQUADRON® II Metribuzin
Group	1	1	22	5
Replaces	Select®, Centurion®, Shadow®	Unique to ADAMA Formulation advancement compared to Centurion® and Shadow®	Reglone®	Sencor®, TriCor®
Case Package Size Acres Treated	1 × 3 L jug + 1 × 9 L jug of X-ACT® adjuvant 20–60 acres/case (depending on weed pressure)	2 × 6 L jugs/case or 96 L drum 20–60 ac/jug 320–960 ac/drum	2 × 10 L jugs/case 7–20 ac/jug	4 × 5 kg jugs/case 60–240 ac/case
Crop Staging	Early post emergence to tuber initiation	Early post emergence to tuber initiation	Pre-harvest	Pre-emergence to leaf development
Key Weeds or Key Diseases Controlled	Barnyard grass, Crabgrass (smooth, large), Fall panicum, Foxtail (green, yellow), Persian dandel, Proso millet, Quack grass*, Volunteer canarygrass, Volunteer cereals (wheat, barley, oats), Volunteer corn, Wild oats, Witch grass	Barnyard grass, Crabgrass (smooth, large), Fall panicum, Foxtail (green, yellow), Persian dandel, Proso millet, Quack grass**, Volunteer canarygrass, Volunteer cereals (wheat, barley, oats), Volunteer corn, Wild oats, Witch grass	Potato vines, weeds in stale seedbeds (vegetables and field crops), weeds in vegetables (inter-row directed)	Ball mustard, Common chickweed, Corn spurry, Green smartweed, Hempnettle, Lady's thumb, Lamb's quarters, Redroot pigweed, Shepherd's purse, Stinkweed, Tartary buckwheat, Volunteer non-triazine tolerant canola, Wild mustard
Pest Staging	2–4 leaf for foxtail, wild oats, volunteer cereals; 2–6 leaf for all others	2–4 leaf for foxtail, wild oats, volunteer cereals; 2–6 leaf for all others	Varies by weed	Post-emergence or pre-seed incorporated. Refer to the label for sprinkler irrigation application.
Tank-Mix Options	SQUADRON® II	SQUADRON® II	Agral® 90, LI 700®, Liberate® and other non-ionic surfactants. If being applied to processing potatoes, do not add surfactant.	Eptam® 8-E, Bravo® 500, Glyphosate, Gramoxone®, Prism, ARROW ALL IN®, ARROW® 240 EC
Rate (when used alone)	50 ml/ac for light infestations 75 ml/ac for moderate infestations 150 ml/ac for quack grass control	100 ml/ac for light infestations 150 ml/ac for moderate infestations 300 ml/ac for quack grass control	Ground: 510–1429 ml/ac Aerial: 680–930 ml/acre plus 510 ml/acre	150 g/acre
Rainfastness	1 hour	1 hour	30 minutes	6 hours after foliar application
Mixing Instructions	1. ARROW® 240 EC 2. X-ACT® Surfactant	1. Tank-mix partner 2. ARROW ALL IN®	1. ARMORY® 240 2. Tank-mix partner 3. Surfactant	1. Add recommended amount of SQUADRON® II 2. Tank-mix partner 3. Surfactant
Re-Entry Period	12 hours	12 hours	24 hours	12 hours
Pre-Harvest Interval	60 days	60 days	Harvesting can typically begin within 4–10 days, depending on weather conditions.	60 days
Storage	May be stored at any temperature	Do not freeze.	Do not freeze.	Store this product away from food or feed.
Additional Info	ARROW® 240 EC works best when applied to actively growing weeds.	Most effective control is achieved when application is made prior to tillering when annual grasses are small and actively growing.	Best results under cloudy conditions or in the evening. Suggested conditions for aerial applications are a temperature below 25° C, humidity above 50% and wind speed below 9 km/hr at flying height.	If a split application is desired, the chemical may be applied pre-emergence and post-emergence. Avoid soil incorporation. Do not apply more than 607 g/ac total per growing season.

*Suppression only at the 75 ml/acre rate; control at the 150 ml/acre rate

**Suppression only at the 150 ml/acre rate; control at the 300 ml/acre rate

These are just a few of our many herbicide and fungicide offerings.
To see our full product portfolio for potatoes, please visit our website at ADAMA.com

WESTERN CANADA

INSECTICIDES

PRODUCT NAME Active Ingredient

CORMORAN®
Novaluron and Acetamiprid

SILENCER® 120 EC
Lambda-cyhalothrin

ZIVATA™
Lambda-cyhalothrin

Low VOC
FORMULATION TECHNOLOGY

Group

4 & 15

3

3

Replaces

Unique to ADAMA.
Replaces: Rimon®, Assail® 70 WP, Delegate™

Matador® 120 EC, Labamba

Matador® 120 EC, Labamba

Case Package Size Acres Treated

2 × 10 L jugs per case
33–56 ac/jug
Application rates vary by pest.
Refer to the label for details.

4 × 3.785 L jugs per case
75–110 ac/jug

2 × 4.08 L jugs per case
82–120 ac/jug

Crop Staging

For Colorado potato beetle, do not apply more than twice to a single generation and do not apply to successive generations. Apply in minimum finished spray volume of 80 L/ac by ground. Do not apply more than once every 10–14 days.

The need and timing of an application should be based on the presence of pests at vulnerable developmental stages and significant populations, as determined by local monitoring. Consult the label for specific crop and insect timing.

The need and timing of an application should be based on the presence of pests at vulnerable developmental stages and significant populations, as determined by local monitoring. Consult the label for specific crop and insect timing.

Key Weeds/Pests Controlled

Aphids, Armyworm, Cabbage looper, Colorado potato beetle, European corn borer, Leafhopper

Armyworm, Cabbage looper, Colorado potato beetle*, Cutworms, European corn borer, Fall armyworm, Potato flea beetle, Potato leafhopper, Tarnished plant bug, Tuber flea beetle

Armyworm, Cabbage looper, Colorado potato beetle*, Cutworms, European corn borer, Fall armyworm, Potato flea beetle, Potato leafhopper, Tarnished plant bug, Tuber flea beetle

Pest Staging

The need and timing of application should be based on the presence of pests at vulnerable developmental stages and significant populations as determined by local monitoring. Consult label for specific crop and insect timing.

Tank-Mix Options

Acramite® 50 WS, Luna Sensation™, Polyram® DF WSP, Pristine® WG

Compatible with most pesticides. Confirm compatibility in advance by premixing small proportional quantities of water with SILENCER® 120 EC and the tank-mix partner.

Compatible with most pesticides. Confirm compatibility in advance by premixing small proportional quantities of water with ZIVATA™ and the tank-mix partner.

Rate (when used alone)

180–300 mL/ac
See label for details.

34–50 ml/ac

34–50 ml/ac

Rainfastness

Avoid application when heavy rain is forecast

1 hour

1 hour

Mixing Instructions

1. CORMORAN®
2. Tank-mix partner

Compatible with most other pesticides, but it is best to confirm compatibility in advance by premixing small proportional quantities of water with SILENCER® 120 EC and the tank-mix partner.

Compatible with most other pesticides, but it is best to confirm compatibility in advance by premixing small proportional quantities of water with ZIVATA™ and the tank-mix partner.

Re-Entry Period

12 hours

12 hours

12 hours

Pre-Harvest Interval

7 days

7 days

7 days

Storage

- Store in original, tightly closed container.
- Do not ship or store near food, seed or fertilizers.
- Store in cool, dry, locked, well-ventilated area without floor drain.
- Keep away from fire or open flame, or other sources of heat.

- Do not freeze.

- Do not freeze.

Additional Info

Consider early applications (before petal fall) of CORMORAN® to allow beneficial insects to build up later in the season.

Apply below temperatures of 25° C. Apply in the evening or early morning when temperatures are cool to get the best control. DO NOT feed treated crops to livestock. *Susceptibility to pyrethroid insecticides should be confirmed using an appropriate assay.

Apply below temperatures of 25° C. Apply in the evening or early morning when temperatures are cool to get the best control. DO NOT feed treated crops to livestock. *Susceptibility to pyrethroid insecticides should be confirmed using an appropriate assay.

These are just a few of our many insecticide offerings.
To see our full product portfolio for potatoes, please visit our website at ADAMA.com



Always read and follow label directions.

NOTES

This image shows a single sheet of white paper with horizontal ruling lines. The lines are evenly spaced and run across the width of the page. There are no margins, text, or other markings on the paper.

NOTES

Where has all the innovation gone?

While many crop protection companies have turned their attention to the development of seed technologies and collecting “big data”, only ADAMA remains unapologetically committed to providing the kind of innovative crop protection solutions Canadian growers need today.



WE ARE

**Agile
Innovation**

Filling the innovation void with unique mixtures and formulations.



WE ARE

**Active
Ingredients**

Leveraging the world's largest library of actives to speed up the pace of innovation.



WE ARE

**All About
Input**

Listening to growers to ensure we're answering their greatest needs.



WE ARE

**Agri-Retail
Inclusive**

Partnering with retailers to deliver greater value to them and their customers.

WE ARE

**All In
on you**





How can you inspire more innovation? Simply tell your ADAMA representative what you're looking for or visit ADAMA.COM



ADAMA

Listen › Learn › Deliver

ADAMA.COM
1.855.264.6262

 @ADAMA_CAN
 @ADAMACanada

 @adama_canada
 ADAMA Agricultural
Solutions Canada Ltd.