



WE ARE

# All In on Canadian Agriculture

2024 PRODUCT GUIDE | WESTERN CANADA

Listen • Learn • Deliver

ADAMA.COM



WE ARE

All In  
on you

We proudly offer a suite of ever-evolving herbicide, fungicide and insecticide options you can customize to create easy-to-use solutions that protect your ROI and deliver results.

Crop protection, built for you.



See how we are All In  
on You by visiting

**AllinOnYou.ca**



**A NEW TOOL FOR A  
COMPLETE DISEASE  
MANAGEMENT PLAN**



# MAXENTIS™

**MAXENTIS™ controls the most  
damaging diseases in peas,  
lentils and canola.**

- Mycosphaerella in peas
- Anthracnose in lentils
- White mould in lentils and peas
- Sclerotinia stem rot in canola

Featuring two distinct elite modes of action for resistance management (Group 3 and 11) with long lasting systemic activity.

## KEY ATTRIBUTES:

- Unique combination of Prothioconazole and Azoxystrobin
- Enhanced EC formulation – with bulk packaging capabilities
- Multi-mode for resistance management (Group 3 & 11)
- Broad spectrum disease control with protective and curative action
- Translaminar and systemic movement for whole plant protection
- Wide window and rates of application

Don't let these  
diseases ruin  
your return.  
Protect your  
yield with  
**MAXENTIS™**.



### **Sclerotinia Stem Rot**

Can develop almost  
anywhere canola  
is grown.



### **Mycosphaerella Blight**

Can produce yield  
losses of more than  
30% in field peas.



### **White Mould**

Affects yield and  
quality of the seed in  
soybeans and peas.



### **Anthracnose**

The most common and  
devastating disease  
in lentils.



# MAXENTIS™

## Trial Tested to Earn Your Trust

We conducted over 50 demonstration trials across Western Canada in peas, lentils and canola to prove what we already knew - MAXENTIS™ delivers!

See the results for yourself.



For full product details, including application, timing and rates scan the QR code.

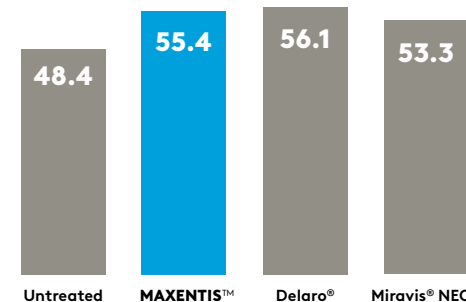
 Always read and follow pesticide label directions.

MAXENTIS is a trademark of ADAMA Agricultural Solutions Canada Ltd. All other products are trademarks of their respective companies. © 2024 ADAMA Agricultural Solutions Canada Ltd.

### PEAS / MANITOBA

#### Domain, MB

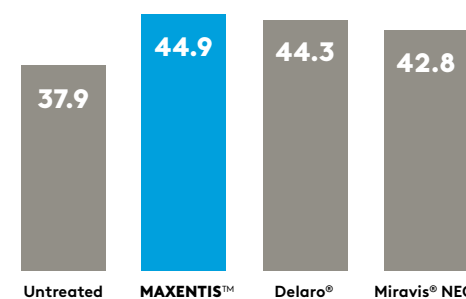
Yield (Bu/ac)



### PEAS / SASKATCHEWAN

#### Cudworth, SK

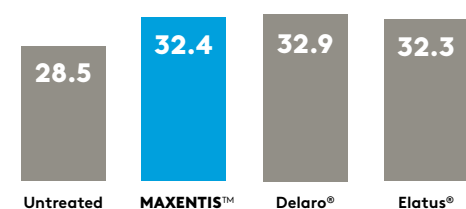
Yield (Bu/ac)



### LENTILS / SASKATCHEWAN

#### Eston, SK

Yield (Bu/ac)



Our team has continued to expand our engagement with farmers and retailers across the country. Most exciting for us is these conversations are increasingly happening in the field where we are demonstrating our new products and getting feedback on formulations in development. This interaction is the foundation of ADAMA's focus of being "All in on You".

Being all in means we are investing in expanding our Canadian team, increasing our local research and development and adding resiliency to our supply chain.

We know farmers need a full toolbox to meet the needs of a growing world and we are responding to those challenges by incorporating what we've learned from you into our portfolio. We are active in the field in all areas of Western Canada and have dozens of new products and formulations being screened for launch in the next five years, optimized for local conditions. This is our innovation commitment and starts with your input. That is what it means to ADAMA to be All In on You.

Sincerely,

A stylized, handwritten signature in white ink, consisting of a large, sweeping oval shape with a small dot and a short horizontal line inside.

**Cornie Thiessen**

*General Manager, Canada at  
ADAMA Agricultural Solutions*



“

We put customers first and are always trying to be one step ahead of the challenges they are facing now or will be in the future.

**Patty Soloducha**

Technical Sales Agronomist  
Saskatchewan



“

Product development and innovation can't happen in a silo. It's input from farmers in the field that drives our R&D and gives me the drive to do what I do every day.

**Rob Bahry**

Development Manager







# HERBICIDE

.....

WEED CONTROL





# HERBICIDE

|  |    |
|--|----|
| 2,4-D ESTER 700 Essentials .....                       | 71 |
| ADAMA GLUFOSINATE 150 SL <b>NEW</b> Essentials ....    | 74 |
| ARMORY® 240 Essentials .....                           | 76 |
| ARROW ALL IN® Grassy .....                             | 27 |
| BADGE® Cereal Broadleaf .....                          | 37 |
| BISON® 400 L Grassy .....                              | 29 |
| BRAZEN™ II Grassy .....                                | 31 |
| BROMOTRIL® Pre-Seed .....                              | 15 |
| BROMOTRIL® Cereal Broadleaf .....                      | 39 |
| DAVAI® 80 SL Pulse & Soybean Broad Spec .....          | 55 |
| DAVAI A PLUS™ Pulse & Soybean Broad Spec .....         | 57 |
| DAVAI® Q PLUS <b>NEW</b> Pulse & Soybean Broad Spec .. | 59 |
| EMPHASIS™ Pre-Seed .....                               | 17 |
| ESTEEM® Cereal Broadleaf .....                         | 41 |
| FORCEFIGHTER® M Cereal Broadleaf .....                 | 43 |
| INVOLVE® 50 WDG Pre-Seed .....                         | 19 |
| INVOLVE® 50 WDG Cereal Broadleaf .....                 | 45 |



# HERBICIDE

|   |    |
|---|----|
| LADDER ALL IN® Grassy .....                       | 33 |
| LEOPARD® Grassy .....                             | 35 |
| MCPA ESTER 600 Essentials .....                   | 78 |
| OUTSHINE® Cereal Broadleaf .....                  | 47 |
| PHANTOM® 240 SL Pulse & Soybean Broad Spec ...    | 61 |
| PRIORITY® Pre-Seed .....                          | 22 |
| PYTHON™ Pulse & Soybean Broad Spec .....          | 64 |
| RUSH 24 ALL IN™ <b>NEW</b> Cereal Broadleaf ..... | 49 |
| SQUADRON® Pre-Seed .....                          | 24 |
| SQUADRON® Pulse & Soybean Broad Spec .....        | 67 |
| THRASHER® Cereal Broadleaf .....                  | 51 |
| TOPLINE® Cereal Broadleaf .....                   | 53 |





# BROMOTRIL®

Tough broadleaf weed control with tank-mix flexibility and excellent crop safety.



## ACTIVE INGREDIENT

Bromoxynil Octanoate Ester 240 g/L = EC

## APPLICATION RATES AND ACRES TREATED

- Rate: 490 ml/ac
- Acres Treated: 20 ac/jug

## PACKAGING

- Case: 2 x 9.7 L jugs

## WATER VOLUME

- Ground: 20–40 L/ac (5–10 US gal/ac)
- Aerial: Do not apply.

## RAINFASTNESS

30 minutes

## REGISTERED CROPS

| Crop                | Stage                             |
|---------------------|-----------------------------------|
| Barley, Oats, Wheat | Pre-seed burn-off with glyphosate |

For more information on in-crop use, see page 39.

## WEEDS CONTROLLED

Seedling up to 4-leaf stage:

- American nightshade
- Bluebur
- Cocklebur
- Common ragweed
- Cow cockle<sup>1</sup>
- Green smartweed
- Kochia<sup>2</sup>
- Lady's thumb
- Pale smartweed
- Pigweed<sup>1</sup>
- Russian thistle<sup>2</sup>
- Stinkweed<sup>1</sup>
- Velvetleaf<sup>3</sup>
- Wild mustard<sup>1</sup>

Seedling up to 8-leaf stage:

- Common buckwheat
- Common groundsel
- Lamb's quarters
- Tartary buckwheat
- Wild buckwheat

<sup>1</sup>In normal conditions, it will be controlled up to 4-leaf stage. Plants beyond this stage are unlikely to be controlled; the higher rate generally gives better results.

<sup>2</sup>Spray before plants are 2 inches high.

<sup>3</sup>Spray before plants are 3 inches high.



# BROMOTRIL®

## HOW IT WORKS

BROMOTRIL® is a contact herbicide which controls Group 2 and Group 9 resistant biotypes. Leaves will yellow in 2–4 days with complete control in 7–14 days.

## REGISTERED AND SUPPORTED TANK MIXES

Pre-seed Herbicide:

- Glyphosate

## MIXING INSTRUCTIONS

1. Fill spray tank  $\frac{1}{2}$  full with water.
2. Add recommended amount of tank-mix partner to the spray tank and agitate.
3. Add BROMOTRIL® (unless otherwise directed by label or tank-mix partner label)
4. Add the remaining amount of water while agitation continues.

## CROP ROTATIONS

No restrictions.

## PRE-HARVEST INTERVAL

30 days

## GRAZING RESTRICTIONS

Do not graze or cut treated crops for forage until 30 days after application.

## STORAGE

Do not freeze.

### QUICK TIPS

Avoid spraying if temperatures are above 25° C. Leaf scorching may occur in corn and flax if applied during or after adverse growing conditions, such as cool and wet or hot (above 27° C) and humid weather. For best results, spray when weeds are in the seedling stage.





# EMPHASIS™

Pre-seed glyphosate partner that delivers multiple modes of action and fast burndown control of broadleaf and grasses including control of Group 2, 4, 5 and 9 resistant kochia and glyphosate-tolerant canola.



## ACTIVE INGREDIENT

Carfentrazone-ethyl at 240 g/L as an EC = EMPHASIS™ A and bromoxynil octanoate ester at 240 g/L as an EC = BROMOTRIL® 240 EC

## APPLICATION RATES AND ACRES TREATED

- Canola:
  - Rate: 15 ml/ac EMPHASIS™ A + 236 ml/ac BROMOTRIL® 240 EC
  - Acres Treated: 80 ac/case at the low rate of EMPHASIS™
- Wheat, Barley, Oats:
  - Rate: 30 ml/ac EMPHASIS™ A + 472 ml/ac BROMOTRIL® 240 EC
  - Acres Treated: 40 ac/case

## PACKAGING

- Co-pack: 2 x 0.6 L EMPHASIS™ A + 2 x 9.7 L BROMOTRIL® 240 EC

## WATER VOLUME

- Ground: 40 L/ac (10 US gal/ac)
- Aerial: Do not apply by air.

## RAINFASTNESS

6 hours

## REGISTERED CROPS

| Crop                        | Stage                                    |
|-----------------------------|--|
| Barley, Oats, Wheat, Canola | Spring pre-seed burn-off with glyphosate |

## HOW IT WORKS

EMPHASIS™ is a multi mode contact herbicide that controls broadleaf weeds including Group 2 and 9 resistant biotypes such as kochia. Within a few hours following application, the foliage of susceptible weeds shows signs of desiccation, and in subsequent days, necrosis and death of the plant occur.

## MIXING INSTRUCTIONS

1. Fill spray tank with ½ of the volume of clean water needed.
2. With agitator running add the required amount of EMPHASIS™ A to spray tank.
3. Next add the required amount of BROMOTRIL® 240 EC.
4. Add more water, then add glyphosate.
5. Complete filling the tank to desired level.

## CROP ROTATIONS

No restrictions.

## STORAGE

Do not freeze.

**WEEDS CONTROLLED**

When used as directed, the EMPHASIS™ co-pack will provide control of the listed weeds. See the individual labels of each tank-mix partner for specific rates and weed staging and always follow the directions for use of the most stringent label. Good spray coverage is essential for optimal weed control.

| Weeds controlled by EMPHASIS™ alone   | EMPHASIS™ A Rate | BROMOTRIL® Rate |
|---|------------------|-----------------|
| <b>Pre-plant scenario: Canola cropping systems</b>  |                  |                 |
| 80 ac/case  | 15 ml/ac         | 236 ml/ac       |
| Black nightshade (up to 5 cm), Eastern black nightshade (up to 5 cm), Lamb's quarters (up to 7.5 cm), Morning glory (up to 3 leaves), Redroot pigweed, Tall waterhemp (up to 5 cm), Velvetleaf, Volunteer canola  |                  |                 |
| <b>Weeds controlled when tank mixed with glyphosate plus weeds listed above by glyphosate rate*</b>   |                  |                 |
| Cocklebur, Cow cockle, Green foxtail, Green smartweed, Lady's thumb, Smooth pigweed, Volunteer barley, Volunteer wheat, Wild mustard, Wild oats   | 0.5 REL/ac       | 180 g a.i./ac   |
| <b>Weeds listed above +</b> Common ragweed, Wild buckwheat, Canada fleabane, Cleavers, Downy brome, Flixweed, Giant foxtail, Hempnettle, Persian dandelion, Russian thistle, Stinkweed, Volunteer flax, Narrow-leaved hawk's beard  | 0.75 REL/ac      | 277 g a.i./ac   |
| <b>Weeds listed above +</b> Annual bluegrass, Annual sow thistle, Canada thistle (rosette stage, summerfallow), Crabgrass, Dandelion (less than 15 cm), Kochia, Narrow-leaved vetch, Prickly lettuce, Quack grass (light to moderate infestations, 3–4 green leaves or more), Shepherd's purse                        | 1 REL/ac         | 360 g a.i./ac   |
| <b>Pre-plant scenario: Wheat, barley and oat cropping systems</b>   |                  |                 |
| 40 ac/case  | 30 ml/ac         | 472 ml/ac       |
| <b>Weeds controlled by 80 ac EMPHASIS™ rate and weeds controlled at desired glyphosate rate plus:</b> American nightshade, Bluebur, Carpetweed, Common buckwheat, Common groundsel, Common purslane, Common waterhemp, Hairy nightshade, Jimsonweed, Pale smartweed, Tansy mustard, Tartary buckwheat, Tumble pigweed |                  |                 |

\*See glyphosate label for complete list of weeds controlled at each rate as the EMPHASIS™ + glyphosate combination controls ~70 weeds, not all are listed here.

**QUICK TIPS**

Wait at least 1 day after application before seeding. Allow adequate time for weed control. Avoid overnight storage of spray mixtures when possible. Check weather conditions in advance. Premixing EMPHASIS™ spray solutions in nurse tanks is not recommended. Use a water volume of at least 40 L/ac (10 US gal/ac) for adequate coverage.





# INVOLVE® 50 WDG

For control of dandelions and other broadleaf and grassy weeds in pre-seed applications (when tank mixed with glyphosate).



## ACTIVE INGREDIENT

50% Tribenuron-methyl = WDG

## APPLICATION RATES AND ACRES TREATED

- Rate: 6 g/ac
- Acres Treated: 80 ac/bottle; 800 ac/case

## PACKAGING

- Case: 10 × 480 g bottles/case

## WATER VOLUME

- Ground: 22 – 44 L/ac (5 – 12 US gal/ac)
- Aerial: Do not apply.

## RAINFASTNESS

1 hour

## REGISTERED CROPS (PRE-SEED/POST-HARVEST)

- |               |                 |
|---------------|-----------------|
| • Canary seed | • Soybean       |
| • Dry beans   | • Spring barley |
| • Faba beans  | • Spring wheat  |
| • Field peas  | • Durum wheat   |
| • Lupin       | • Winter wheat  |
| • Oats        |                 |

INVOLVE® 50 WDG may also be used as a summerfallow herbicide application.

For more information on in-crop use, see page 45.

## WEEDS CONTROLLED BY INVOLVE® 50 WDG

- |  |  |
|--|--|
| • Annual sunflower   | • Prickly lettuce  |
| • Canada thistle<br>(top growth control)                             | • Redroot pigweed  |
| • Cow cockle   | • Russian thistle  |
| • Flixweed (fall rosettes and<br>spring seedlings)                   | • Shepherd's purse (fall rosettes<br>and spring seedlings) |
| • Kochia (2 – 10 leaf)   | • Sweet clover   |
| • Lamb's quarters  | • Wild mustard   |
| • Narrow-leaved hawk's beard<br>(fall rosettes and spring seedlings) | • Wild buckwheat <sup>1</sup>                              |

<sup>1</sup> Suppression only.



# INVOLVE® 50 WDG

## WEEDS CONTROLLED BY INVOLVE® 50 WDG PLUS 0.5 REL/AC GLYPHOSATE

### Broadleaf control:

- Canada fleabane
- Canada thistle<sup>1</sup>
- Common ragweed
- Cow cockle
- Dandelion
- Flixweed
- Hempnettle
- Kochia
- Lady's thumb
- Lamb's quarters
- Narrow-leaved hawk's beard
- Redroot pigweed
- Russian thistle
- Stinkweed
- Volunteer canola (including glyphosate-tolerant varieties)
- Volunteer flax
- White cockle<sup>1</sup>
- Wild mustard
- Wild buckwheat

### Grass control:

- Downy brome
- Giant foxtail
- Green foxtail
- Persian darnel
- Volunteer barley
- Volunteer wheat
- Wild oats

<sup>1</sup> Suppression only.

## HOW IT WORKS

INVOLVE® 50 WDG inhibits the production of the ALS enzyme, quickly causing plants to stop growing and become discoloured (red, yellow, purple) at the growing point and spreading to the entire plant within 1–3 weeks.

## REGISTERED AND SUPPORTED TANK MIXES

- 2,4-D Ester
- AIM® EC
- Authority® 480
- Glyphosate

## SUPPORTED ADJUVANTS

- Agral® 90 @ 0.35% v/v
- Not all tank mixes require an adjuvant, see label for details.

## MIXING INSTRUCTIONS

1. Fill clean spray tank ½ full of clean water, start agitation.
2. Add the required amount of INVOLVE® 50 WDG and agitate until product is completely dispersed.
3. Add the required amount of glyphosate.
4. Add the required amount of surfactant, then fill tank with remaining water.
5. For repeat tank loads, empty the spray tank completely to avoid INVOLVE® 50 WDG from not dispersing or add to tank as a pre-slurry in 5–10 L of water.



# INVOLVE® 50 WDG

## CROP ROTATIONS

- 24 hours after application: spring wheat (including durum), winter wheat, spring barley, oats, canary seed or pulse crops (including dry bean, faba bean, field pea, lupin and soybean), alfalfa, red clover or alsike clover, smooth brome grass, meadow brome grass, timothy and creeping red fescue.
- 60 days after application: canola, flax and lentils.
- Post-harvest application in the fall may be seeded in the spring to: spring wheat (including durum), spring barley, oats, field corn, canary seed or pulse crops (including dry bean, faba bean, field pea, lupin and soybean), canola, flax, lentils, alfalfa, red clover or alsike clover, smooth brome grass, meadow brome grass, timothy and creeping red fescue or fields may be summerfallowed.

## STORAGE

May be stored at any temperature.

## QUICK TIPS

Degree of control and duration of effect depend on weed sensitivity, weed size, spray coverage and growing conditions. Activity of the herbicide mixture may be delayed by cold, dry conditions after application.

Injury to pulse crops may occur on coarse-textured soils, low in organic matter (less than 3%), or in fields with variable soils, gravelly areas, sandy areas or eroded knolls. Avoid planting pulse crops in soils containing more than 50% sand.



# PRIORITY®

The ideal glyphosate tank-mix partner for pre-seed burn-off with proven extended control of non-Clearfield® volunteer canola and winter annuals.



## ACTIVE INGREDIENT

Florasulam 50 g/L = SC

## APPLICATION RATES AND ACRES TREATED

- Rate: 40 ml/ac
- Acres Treated: 160 ac/jug

## PACKAGING

- Case: 2 x 6.4 L jugs

## WATER VOLUME

- Ground: 20 – 40 L/ac (5 – 10 US gal/ac)
- Aerial: Do not apply.

## RAINFASTNESS

30 minutes

## APPLICATION TIMING

- Spring application: Prior to seeding, no later than 48 hours post seeding.
- Spring or fall application prior to cereals: Barley, Durum wheat, Oats, Spring wheat, Winter wheat.
- Chemfallow: Apply when weeds are actively growing in 1 – 4 leaf stage.
- Post-harvest: Apply from late September to freeze-up.

## WEEDS CONTROLLED BY PRIORITY® + GLYPHOSATE AT 0.5 REL/AC

Controlled (2 – 4 leaf stage):

- |   |                                 |
|---|---------------------------------|
| • Canada fleabane <sup>2</sup>            | • Redroot pigweed               |
| • Cleavers                                | • Russian thistle               |
| • Common chickweed                        | • Shepherd's purse              |
| • Common ragweed <sup>2</sup>             | • Smartweed                     |
| • Cow cockle                              | • Stinkweed                     |
| • Dandelion <sup>3</sup>                  | • Volunteer canola <sup>4</sup> |
| • Flixweed                                | • Volunteer flax                |
| • Hempnettle                              | • Volunteer wheat               |
| • Lady's thumb                            | • Wild buckwheat <sup>5</sup>   |
| • Lamb's quarters                         | • Wild mustard                  |
| • Narrow-leaved hawk's beard <sup>2</sup> |                                 |

Grass weeds controlled:

- |                 |                    |
|-----------------|--------------------|
| • Downey brome  | • Persian darnel   |
| • Giant foxtail | • Volunteer barley |
| • Green foxtail | • Wild oats        |

## WEEDS SUPPRESSED BY PRIORITY® + GLYPHOSATE AT 0.5 REL/AC

- |                      |                                      |
|----------------------|--------------------------------------|
| • Kochia             | • Perennial sow thistle <sup>6</sup> |
| • Annual sow thistle |                                      |

<sup>1</sup>180 g of active ingredient per acre.

<sup>2</sup>Less than 3 inches in height.

<sup>3</sup>Mature plants up to 12 inches in diameter, rosettes, and seedlings.

<sup>4</sup>Including all herbicide-tolerant canola varieties.

<sup>5</sup>Up to 5 leaves.

<sup>6</sup>Applications made at advanced stages will be less effective.



# PRIORITY®

## HOW IT WORKS

PRIORITY® inhibits the production of the ALS enzyme, quickly causing plants to stop growing and become discoloured (red, yellow, purple) at the growing point and spreading to the entire plant within 1–3 weeks.

## REGISTERED AND SUPPORTED TANK MIXES

- ADAMA supports the use of any glyphosate salt (DMA, IPA or K+).

## MIXING INSTRUCTIONS

1. Fill spray tank ½ full with water.
2. Start spray tank agitation.
3. Add the required amount of PRIORITY®.
4. Add tank-mix partner and continue to agitate.
5. Fill the tank with sufficient water to spray 40 L/ac of mixture.

**Note:** Do not add a surfactant to this tank mixture.

## CROP ROTATIONS

- When applied prior to August 1: Barley, canola, oats, field peas and wheat (spring, durum, winter) can be seeded the following year.
- After August 1 and post-harvest: Barley, oats and wheat (spring, durum, winter) can be seeded the following year.

## PRE-HARVEST INTERVAL

Do not harvest the treated crop within 60 days of application.

## GRAZING RESTRICTIONS

Livestock may be grazed on treated crops 7 days following application.

## STORAGE

- Do not freeze.
- Shake well before use.

### QUICK TIPS

PRIORITY® can be mixed with the glyphosate of your choice. Remember not to mix different glyphosate salts (DMA, IPA or K+) together.

## GROWING CONDITIONS

Marginal soil fertility, saline soils, extended periods of waterlogged-soil conditions, drought or seedling diseases can delay seedling development and emergence resulting in reduced crop stands. Fields with these conditions may show initial crop discoloration and be at greater risk of herbicide injury. In most cases crops will outgrow the symptoms but in severe situations especially where herbicide may have leached into the root zone may result in a reduced crop stand, yield, quality or delayed maturity may occur.



# SQUADRON®

This broad-spectrum herbicide is registered for grassy and broadleaf weed control in a wide range of crops, most notably lentils, field peas and potatoes. It can work alone or in combination with recommended tank mixes.



## ACTIVE INGREDIENT

75% Metribuzin = WDG

## APPLICATION RATES AND ACRES TREATED

- Rate: 150 – 190 g/ac
- Acres Treated: 25 – 30 ac/bottle

## PACKAGING

- 4 × 5 kg bottles

## RAINFASTNESS

6 hours

## REGISTERED CROPS

- Field peas
- Lentils
- Potatoes (including sprinkler irrigation)

For more information on in-crop use, see page 67.

## WEEDS CONTROLLED

- Annual bluegrass<sup>1</sup>
- Ball mustard
- Barnyard grass<sup>1</sup>
- Bromegrass<sup>1</sup>
- Common chickweed<sup>1</sup>
- Common groundsel
- Corn spurry
- Cow cockle<sup>1</sup>
- Downy brome
- Flixweed
- Green foxtail<sup>1</sup>
- Green smartweed<sup>1</sup>
- Goose grass<sup>1</sup>
- Hempnettle<sup>1</sup>
- Kochia<sup>1</sup>
- Lady's thumb<sup>1</sup>
- Lamb's quarters<sup>1</sup>
- Night-flowering catchfly
- Persian darnel<sup>1</sup>
- Redroot pigweed<sup>1</sup>
- Russian thistle
- Shepherd's purse<sup>1</sup>
- Stinkweed<sup>1</sup>
- Tartary buckwheat
- Volunteer non-triazine-tolerant canola<sup>1</sup>
- Wild buckwheat<sup>1</sup>
- Wild mustard<sup>1</sup>
- Wild oats<sup>1</sup>
- Wormseed mustard
- Yellow foxtail<sup>1</sup>

<sup>1</sup> Pre-seed incorporated with Treflan™ EC or Rival® herbicide.

**HOW IT WORKS**

Metribuzin inhibits the photosynthesis of grassy and broadleaf weeds. Used pre-emergent, susceptible weeds and crop seedlings emerge through treated soil, but 2–5 days later the weeds show chlorosis and necrosis. Plants treated post-emergence show chlorosis and necrosis between leaf veins, followed by wilting and death.

**SOIL TYPES AND RESTRICTIONS**

The recommended use rates of SQUADRON® are dependent upon soil texture and the organic matter content of the soil being treated: coarse, medium and fine.

The following chart outlines the soil textures included in each of the soil texture groupings:

| Coarse                    | Medium  | Fine  |
|---------------------------|---|---|
| Loamy sand,<br>Sandy loam | Loam, Silt loam, Silt,<br>Sandy clay loam, Sandy clay | Silty clay loam, Silty clay,<br>Clay loam, Clay |

- On variable soils with coarse sandy areas, some crop injury may occur on the sandy areas if the rate used is for the finer soil type.
- Sandy loam and silty clay loam soils are transitional soils and may be classified as medium-textured soils in some regions.
- Do not use this product on muck soils. If SQUADRON® is applied to muck soils, subsequent crops may be injured.
- Do not use on coarse soils with less than 2% organic matter.

**REGISTERED AND SUPPORTED TANK MIXES**

Lentils and field peas (pre-seed incorporated):

- Treflan™ EC
- Dual II Magnum®
- Frontier®
- Linuron
- Trifluralin

Potatoes (pre-seed incorporated through irrigation system):

- Eptam® Liquid EC
- Glyphosate



**APPLICATION TIMING AND CROP STAGING**

| Crop       | Crop Stage   | Application Method  |
|------------|--|---|
| Field peas | Pea vines must be less than 6 inches long at time of post-emergent application.                    | Pre-seed incorporated (spring and fall)   |
| Lentils    | Vines must be less than 6 inches long or in 3–5 node stage.  | Pre-seed incorporation (fall)   |
| Potatoes   | First use on a potato variety should be limited to a small test area to ensure varietal tolerance. | Pre-seed incorporated. Refer to the label for sprinkler irrigation application. |

**CROP ROTATIONS**

Rotational crops such as non-triazine-tolerant canola (rapeseed) are sensitive to SQUADRON® and may be injured if seeded in soil treated with SQUADRON® during the year of application or the following crop year.

Fall seeded or cover crops such as wheat, oats and rye may be injured when seeded within the same season as the application of SQUADRON®.

**GRAZING**

- Do not graze treated wheat or barley for 30 days after application.
- Do not graze peas, chickpeas or lentils for 70 days after application.



# ARROW ALL IN®

Your best tank-mix partner for all glufosinate products. ARROW ALL IN® provides the convenience of a built-in surfactant and is available in bulk.



## ACTIVE INGREDIENT

Clethodim 120 g/L EC

## APPLICATION RATES AND ACRES TREATED

- Rate: 100 – 300 ml/ac
- Acres Treated: 20 – 60 ac/jug; 320 – 960 ac/drum

## PACKAGING

- Case: 2 × 6 L jugs
- Bulk: 96 L drums

## WATER VOLUME

- Ground: 40 L/ac (10 US gal/ac)
- Aerial: Do not apply by air.

## RAINFASTNESS

1 hour

## REGISTERED CROPS

- Alfalfa, seedling
- Beans, dry (pinto, black, great northern, red, pink, navy)
- Canola (including Imidazolinone-tolerant varieties)
- Chickpeas (desi, kabuli)
- Coriander
- Fenugreek
- Field peas
- Flax (including Low Linoleic acid varieties)
- Lentils
- Mustard (oriental, brown, yellow) (condiment type only)
- Potatoes
- Soybeans
- Sunflowers

## WEEDS CONTROLLED

| Grass Species   | Leaf Stage | Application Rates |
|---|------------|-------------------|
| Foxtail (green, yellow), Wild oats, Volunteer cereals (wheat, barley, oats)   | 2 – 4      | 100 ml/ac         |
| Barnyard grass, Fall panicum, Proso millet, Volunteer corn, Volunteer canarygrass, Witch grass  | 2 – 6      | 100 ml/ac         |
| Barnyard grass, Crabgrass (smooth, large), Fall panicum, Foxtail (green, yellow), Persian dandel, Proso millet, Quack grass suppression, Volunteer canarygrass, Volunteer cereals (wheat, barley, oats), Volunteer corn, Wild oats, Witch grass | 2 – 6      | 150 ml/ac         |
| Quack grass control   | 2 – 6      | 300 ml/ac         |

## HOW IT WORKS

The active ingredient is translocated from the treated foliage to the growing points of the leaves, shoots and roots. Leaf foliage will first change from green to yellowish, then purplish and finally brown. Newest leaf of affected plant pulls out easily in 3 – 5 days. Time required for complete control is normally 7 – 21 days following treatment, depending on growing conditions and crop competition.



# ARROW ALL IN®

## CROP STAGING

- Most crops are tolerant at all stages, so target applications at the optimal weed stage.
- Always adhere to the pre-harvest interval for each crop.

## REGISTERED AND SUPPORTED TANK MIXES

- Flax: BADGE® (including low-linolenic varieties); MCPA Ester 600 (does not include low-linolenic varieties); Lontrel™ XC (does not include low-linolenic varieties); Curtail® M (including low-linolenic varieties)
- Canola: Lontrel™ XC; Muster®; PHANTOM® 240 SL or Pursuit® (Clearfield® canola only); Glufosinate (LibertyLink® canola varieties)
- Field peas: PHANTOM® 240 SL or Pursuit®, DAVAI® 80 SL
- Soybeans (glyphosate-tolerant): Glyphosate, DAVAI® 80 SL, PHANTOM® 240 SL or Pursuit®

## MIXING INSTRUCTIONS

1. Fill clean tank ½ full with water and turn agitation on.
2. Add the required amount of tank-mix partner.
3. Add ARROW ALL IN® and agitate.
4. Optional: For use of ARROW ALL IN® alone (not in a tank mixture), add the correct amount of adjuvant.
5. Fill remainder of tank with water and continue agitating.
6. Agitate thoroughly after prolonged pauses.

\*When mixing with glufosinate, first add ARROW ALL IN®, followed by glufosinate.

## ADJUVANT RATE

If ARROW ALL IN® is sprayed alone add adjuvant for improved control. An optional additional adjuvant may be used under circumstances of heavy weed pressure or when environmental conditions (e.g., drought) are not ideal for weed control.

- 30% phosphate ester surfactant @ 0.5% v/v
- Methylated seed oil @ 0.5% v/v
- Non-ionic surfactant @ 0.25% v/v

## CROP ROTATIONS

No restrictions.

## PRE-HARVEST INTERVALS

- Alfalfa (seedling): 30 days
- Canola, Chickpeas (desi, kabuli), Dry beans (pinto, black, great northern, red, pink, navy), Flax (including low-linolenic acid varieties), Lentils, Mustard (oriental, brown, yellow) (condiment type only), Potatoes: 60 days
- Field peas, Soybeans: 75 days
- Sunflowers: 72 days

## GRAZING RESTRICTIONS

Do not cut treated crops for feed or graze until 60 days after application.

## STORAGE

Do not freeze.

### QUICK TIPS

Most effective control is achieved when application is made prior to tillering when annual grasses are small and actively growing.





# BISON® 400 L

Get a wide window of application and excellent control of Persian darnel, wild oats and other grassy weeds with one of the most tank-mix flexible graminicides.



## ACTIVE INGREDIENT

Tralkoxydim 400 g/L = SC

## APPLICATION RATES AND ACRES TREATED

- Rate: 200 ml/ac
- Acres Treated: 40 ac/case

## PACKAGING

- Case: BISON® 400 L: 1 × 8 L jug; Addit® Adjuvant: 1 × 8 L jug

## WATER VOLUME

- Ground: 20–40 L/ac (5–10 US gal/ac)
- Aerial: 12–18 L/ac (3–5 US gal/ac)

## RAINFASTNESS

1 hour

## REGISTERED CROPS

Field crops:

- Barley
- Rye (spring, winter)
- Triticale
- Wheat (spring, durum, winter)

Cereal crops underseeded to forage legumes:

- Alfalfa
- Birdsfoot trefoil
- Clovers
- Sainfoin

## WEEDS CONTROLLED

| Weed                           | Stage    |
|--------------------------------|----------|
| Wild oats, Volunteer oats      | 1–6 leaf |
| Green foxtail, Yellow foxtail  | 1–5 leaf |
| Barnyard grass, Persian darnel | 1–4 leaf |

## HOW IT WORKS

A systemic post-emergent herbicide that translocates the active ingredient to the growing point. Yellowing of the growing point in 1–3 weeks. The newest leaf pulls out easily in 3–5 days.

## CROP STAGING

2-leaf to just before flag leaf emergence. Always read the label for tank-mixing instructions and additional restrictions.



# BISON® 400 L

## REGISTERED AND SUPPORTED TANK MIXES

Do not apply any broadleaf herbicide tank mixes to underseeded forage legumes.

### Herbicides:

- |                   |                  |             |
|-------------------|------------------|-------------|
| · 2,4-D Ester 700 | · ESTEEM®        | · Pixxaro™  |
| · BADGE®          | · Infinity®      | · Prominex™ |
| · BROMOTRIL®      | · Infinity® FX   | · RUSH® 24  |
| · Curtail® M      | · Lontrel™ XC    | · THRASHER® |
| · Estaprop® XT    | · MCPA Ester 600 | · Trophy®   |

### Insecticides:

- Decis®
- SILENCER® 120 EC
- ZIVATA™

### Fungicides:

- BUMPER® 432 EC

## MIXING INSTRUCTIONS

1. Begin to fill spray tank or premix tank with clean water, and engage agitator.
2. Agitation must be continued throughout the entire mixing and spraying procedure.
3. When the spray tank or premix tank is  $\frac{3}{4}$  full of water, add BISON® 400 L. If more than 1 case of BISON® 400 L is to be used, add the BISON® 400 L from all cases prior to adding tank-mixed products or Addit® Adjuvant.
4. If tank mixing, add the recommended product(s) next.
5. Add Addit® Adjuvant, and continue to fill tank to desired level with water.

## ADJUVANT RATE

Apply @ 0.5% v/v, adjust Addit® Adjuvant, Carrier, NUP 09025 Adjuvant, MSO Spray Adjuvant, Destination® MSO or IPCO MSO Adjuvant accordingly if reducing water volume.

## CROP ROTATIONS

All major crops the year after treatment.

## PRE-HARVEST INTERVAL

60 days

## GRAZING RESTRICTIONS

- Immature cereal crops may be grazed or cut for hay 16 days after treatment.
- Mature straw may be fed to livestock.
- Do not feed or graze underseeded forage crops in the year of treatment.

## STORAGE

- Do not freeze.
- Shake well before use.

## QUICK TIPS

For optimal crop safety, spray in warm weather with moist soil. Avoid stressful growing conditions and avoid applying within 2–3 days of temperatures at 4° C or below.



# BRAZEN™ II

One of the most trusted and widely used graminicides for grassy weed control in spring wheat and barley with great tank-mix flexibility.



## ACTIVE INGREDIENT

Pinoxaden 100 g/L = EC

## APPLICATION RATES AND ACRES TREATED

- Rate: 160 – 240 ml/ac
- Acres Treated: 40 – 60 ac/case; 320 – 485 ac/drum

## PACKAGING

- Case: BRAZEN™ II: 1 × 9.7 L jug; Cohere™ Adjuvant: 1 × 11.3 L jug
- Bulk: BRAZEN™ II: 77.6 L drums; Cohere™ Adjuvant: 90.4 L drum

## WATER VOLUME

- Ground: 20 – 40 L/ac (5 – 10 US gal/ac)
- Aerial: 12 L/ac (3 US gal/ac)

## RAINFASTNESS

1 hour

## REGISTERED CROPS

- Barley
- Spring wheat

## WEEDS CONTROLLED

- Green foxtail
- Persian darnel
- Proso millet
- Volunteer canary seed
- Volunteer oats
- Wild oats
- Yellow foxtail

## HOW IT WORKS

BRAZEN™ II is absorbed by the leaves and is rapidly translocated to the growing points of leaves and stems. Thorough coverage of the plants is essential for consistent control. Actively growing susceptible grasses stop growing within 48 hours of treatment. Depending on species, growing conditions and crop competition, leaves and growing points turn yellow within 1–3 weeks after application. Further colour changes and loss of vigour will be observed, followed by a browning and control 3–5 weeks after application.

## CROP STAGING

| Crops/Weeds  | Growth Stage                              |
|--|---|
| Barley, Spring wheat   | 1 leaf to flag leaf stage                 |
| Barnyard Grass, Green and yellow foxtail, Persian darnel, Proso millet, Volunteer canary seed, Volunteer oats, Wild oats | 1–6 leaf, prior to 4 <sup>th</sup> tiller |



# BRAZEN™ II

## REGISTERED AND SUPPORTED TANK MIXES<sup>1</sup>

### Herbicides:

- BADGE®
- Barricade® II
- BROMOTRIL®
- Cirpreme™ XC
- Curtail® M<sup>2</sup>
- ESTEEM®
- Exhilarate™
- FORCEFIGHTER® M
- Infinity®<sup>2</sup>
- Infinity® FX
- MCPA Ester 600<sup>2</sup>
- MCPA Amine (assume 500 series)
- OUTSHINE®
- Pixxaro™
- Pulsar®
- Refine® SG
- TOPLINE®
- Travallas®
- Trophy®<sup>2</sup>

### Fungicides:

- BUMPER® 432 EC
- TOPNOTCH™

<sup>1</sup> Always consult the label of the broadleaf herbicide prior to use.

<sup>2</sup> For control of common ragweed and suppression of round-leaved mallow.

## MIXING INSTRUCTIONS

1. Clean spray tank and ½ fill with clean water. Start agitation or bypass system.
2. If a broadleaf herbicide is to be used, add the product first prior to adding BRAZEN™ II and agitate for 2–3 minutes.
3. Add correct amount of BRAZEN™ II.
4. Agitate for 2–3 minutes.
5. Add correct amount of Cohere™ Adjuvant.
6. Agitate for 1–2 minutes before adding remainder of water and then maintain constant agitation.
7. After any break in spraying operations, agitate thoroughly before spraying again.
8. Use the spray suspension as soon as it is prepared.

## ADJUVANT RATE

283 ml/ac; adjuvant co-pack

## CROP ROTATIONS

No restrictions.

## PRE-HARVEST INTERVALS

- Grain, Straw: 60 days
- Hay: 30 days

## GRAZING RESTRICTIONS

7 days

## STORAGE

If frozen, allow product to thaw and agitate thoroughly prior to use.

### QUICK TIPS

Apply to actively growing weeds for best results. An early application will maximize crop yields by reducing weed competition. Weeds emerging after application of BRAZEN™ II will not be controlled.





# LADDER ALL IN®

Trusted graminicide with a built-in surfactant for wheat. Spend less time mixing and more time on the field.



## ACTIVE INGREDIENT

Clodinafop-propargyl 80 g/L = EC

## APPLICATION RATES AND ACRES TREATED

- Rate: 283 – 356 ml/ac
- Acres Treated: 15 – 20 ac/jug; 255 – 320 ac/drum

## PACKAGING

- Case: 2 × 5.66 L jugs
- Bulk: 90.6 L drums

## WATER VOLUME

- Ground: 20 – 40 L/ac (5 – 10 US gal/ac)
- Aerial: 12 L/ac (3 US gal/ac)

## RAINFASTNESS

30 minutes

## REGISTERED CROPS

- Wheat (spring, durum)

## WEEDS CONTROLLED

| Weed                    | Stage                       |
|-------------------------|-----------------------------|
| Barnyard grass          | 1–5 leaf stage on main stem |
| Foxtail (green, yellow) | 1–5 leaf stage on main stem |
| Persian darnel*         | 1–5 leaf stage on main stem |
| Voluntary canary seed   | 1–6 leaf stage on main stem |
| Volunteer oats (tame)   | 3–6 leaf stage on main stem |
| Wild oats               | 1–6 leaf stage on main stem |

\*Use higher rates when targeting Persian darnel.

## HOW IT WORKS

LADDER ALL IN® is absorbed by the leaves and is rapidly translocated to the growing points of leaves and stems. Yellowing in 1–3 weeks. Complete control in 3–5 weeks after application.

## CROP STAGING

Prior to emergence of 4<sup>th</sup> tiller.



# LADDER ALL IN<sup>®</sup>

## REGISTERED AND SUPPORTED TANK MIXES

### Herbicides:

- 2,4-D amine
- Ally<sup>®</sup>
- BADGE<sup>®</sup>
- Barricade<sup>®</sup> II
- BROMOTRIL<sup>®</sup>
- Curtail<sup>®</sup> M
- Dicamba
- Dichlorprop-DX
- Estaprop<sup>®</sup> XT
- ESTEEM<sup>®</sup>
- FORCEFIGHTER<sup>®</sup> M
- Infinity<sup>®</sup>
- Infinity<sup>®</sup> FX
- Lontrel<sup>™</sup> XC
- MCPA amine
- MCPA Ester 600
- MCPA sodium salt 300
- Mecoprop-P
- OUTSHINE<sup>®1</sup>
- Pixxaro<sup>™</sup>
- Pulsar<sup>®</sup>
- Refine<sup>®</sup> SG
- Retain<sup>®</sup>SG
- RUSH<sup>®</sup> 24
- Target<sup>®</sup>
- THRASHER<sup>®</sup>
- Travallas<sup>®</sup>
- Trophy<sup>®</sup>

### Insecticides:

- Decis<sup>®</sup>
- SILENCER<sup>®</sup> 120 EC
- ZIVATA<sup>™</sup>

### Fungicides:

- BUMPER<sup>®</sup> 432 EC

<sup>1</sup>Normal weed pressure use with high rate of LADDER ALL IN<sup>®</sup> low rate only with low populations and early application.

## MIXING INSTRUCTIONS

1. Clean spray tank and ½ fill with clean water. Start agitation or bypass system.
2. If a broadleaf herbicide, insecticide or fungicide is to be used, add the product FIRST prior to adding LADDER ALL IN<sup>®</sup> and agitate for 2–3 minutes.
3. Add correct amount of LADDER ALL IN<sup>®</sup>. Agitate for 3–5 minutes before adding remainder of water and then maintain constant agitation.
4. After any break in spraying operations, agitate thoroughly before spraying again.
5. Use the spray suspension as soon as it is prepared.
6. If an oil film starts to build up in the tank, drain tank and then clean with a detergent.

## CROP ROTATIONS

No restrictions.

## PRE-HARVEST INTERVAL

60 days

## GRAZING RESTRICTIONS

Observe a minimum of 3 days before grazing livestock on treated crops.

## STORAGE

May be stored at any temperature.

### QUICK TIPS

Avoid application when heavy rain is forecasted. Use higher application rate when targeting Persian dandel or in cases of heavy grassy weed infestation. LADDER ALL IN<sup>®</sup> contains an internal adjuvant; do not add an external surfactant.



# LEOPARD®

ADAMA's graminicide for hard-to-control clumping grass and volunteer cereals in canola, pulses, dry beans, flax, soybeans and forage crops.



## ACTIVE INGREDIENT

Quizalofop-P-ethyl 100 g/L = EC

## APPLICATION RATES AND ACRES TREATED

- Rate: 150 – 290 ml/ac; standard rate 195 ml/ac
- Acres Treated: 30 – 50 ac/jug; standard 40 ac/jug; 480 ac/drum

## PACKAGING

- Case: 2 × 7.8 L jugs
- Bulk: 93.6 L drums

## WATER VOLUME

- Ground: 40 L/ac (10 US gal/ac)
- Aerial: 10 L/ac (2.5 US gal/ac)

## RAINFASTNESS

1 hour

## REGISTERED CROPS

- |                             |                                      |
|-----------------------------|--------------------------------------|
| • Alfalfa, seed             | • Flax                               |
| • Beans (dry & snap)        | • Hemp (grown for fibre, seed & oil) |
| • Canola                    | • Lentils                            |
| • Chickpeas                 | • Mustard (oriental, yellow & brown) |
| • Peas (field & processing) | • Soybeans                           |

## WEEDS CONTROLLED

Check label as weed stage controlled by LEOPARD® varies.

- |                  |   |
|------------------|---|
| • Barnyard grass | • Quack grass (suppression at lower rates, control at higher rates) |
| • Downy brome    | • Volunteer cereals (wheat, barley, oats)                           |
| • Foxtail barley | • Volunteer corn  |
| • Green Foxtail  | • Wild oats   |
| • Japanese brome | • Yellow foxtail  |
| • Proso millet   |   |

## HOW IT WORKS

LEOPARD® is a selective postemergence herbicide for the control of annual and perennial grasses. LEOPARD® is a systemic herbicide which is rapidly absorbed and readily translocated for the treated foliage to the root systems and growing points of the plant. Treated plants show a reduction in growth and a loss of competitiveness. An early yellowing and browning of the younger plant tissues is followed by a progressive collapse of the remaining foliage. These symptoms will generally be observed in one to three weeks depending on the grass species treated and the environmental conditions. This product does not control sedges or broadleaf weeds.

## CROP STAGING

- Most crops are tolerant at all stages, so target applications at the optimal weed stage.
- Always adhere to the pre-harvest interval for each crop.

**REGISTERED AND SUPPORTED TANK MIXES**

- Ally®
- Basagran®
- DAVAI® 80 SL
- Glufosinate
- Glyphosate
- PHANTOM® 240 SL
- PYTHON™

**MIXING INSTRUCTIONS**

1. Thoroughly clean the sprayer by flushing the system with water containing detergent.
2. Fill clean spray tank ½ full with water. Start agitation.
3. If tank mixing LEOPARD® with another pesticide, add tank-mix partner followed by adjuvant.
4. Ensure that the herbicide is completely mixed before proceeding to the next step.
5. Add the rest of the required water to the tank. Mix well before applying to the crop.

On repeat tank loads, ensure that the amount of spray solution left in the tank from the previous load is less than 10% of volume about to be mixed. Do not mix, load or clean spray equipment where there is a potential to contaminate wells or aquatic systems.

When mixing with glufosinate: Glufosinate + LEOPARD® + Surfactant

When mixing with glyphosate: Glyphosate + LEOPARD® + Surfactant

**ADJUVANT RATES**

LEOPARD® is not packaged with but requires an adjuvant such as:

- Merge® @ 0.5–1.0% v/v
- LI 700® @ 0.25–0.5% v/v
- Liberate™ @ 0.5% v/v

Or other non-ionic or methylated seed oil adjuvants

**CROP ROTATIONS**

No restrictions

**PRE-HARVEST INTERVAL**

- Faba beans, Red & Alsike clover, Beans (dry & snap): 30 days
- Canola: 64 days
- Lentils, Peas & Small red beans: 65 days
- Industrial hemp: 73 days
- Soybeans: 80 days
- Flax: 82 days
- Chickpeas: 85 days

**GRAZING RESTRICTIONS**

Do not cut treated crops for hay.

**STORAGE**

Do not freeze.

**QUICK TIPS**

LEOPARD® is safe on the crop at all stages, rates are dependent on weed stages.

Apply to wild oats before tillering for best results.

Use the higher adjuvant rate when targeting quack grass or wild oats, or when conditions are not conducive to good growth.



# BADGE®

Multi-mode of action tank-mix partner for cereals, flax and corn.



## ACTIVE INGREDIENT

Bromoxynil 225 g/L and MCPA Ester 225 g/L = EC

## APPLICATION RATES AND ACRES TREATED

- Rate: 500 ml/ac
- Acres Treated: 20 ac/jug; 240 ac/drum; 900 ac/tote

## PACKAGING

- Case: 2 x 10 L jugs
- Bulk: 120 L drums
- Tote: 450 L

## WATER VOLUME

- Ground: 20–40 L/ac (5–10 US gal/ac) in cereals and flax;  
80–120 L/ac (20–30 US gal/ac) in corn; 60 L/ac (15 US gal/ac) in forages
- Aerial: 8–20 L/ac (2–5 US gal/ac)

## RAINFASTNESS

1 hour

## REGISTERED CROPS

Field crops:

- Barley
- Canary seed
- Corn
- Fall rye
- Flax
- Oats
- Seedling grasses
- Timothy (established for seed production)
- Wheat (spring, winter, durum)

## WEEDS CONTROLLED

- American nightshade
- Ball mustard
- Bluebur
- Canada thistle<sup>1</sup>
- Cocklebur
- Common buckwheat
- Common groundsel
- Common ragweed
- Cow cockle<sup>2</sup>
- Flixweed
- Green smartweed
- Kochia<sup>3</sup>
- Lady's thumb
- Lamb's quarters
- Night-flowering catchfly
- Pale smartweed
- Perennial sow thistle<sup>1</sup>
- Redroot pigweed
- Russian thistle<sup>3</sup>
- Scentless chamomile<sup>4</sup>
- Shepherd's purse
- Stinkweed
- Tartary buckwheat
- Velvetleaf<sup>5</sup>
- Volunteer canola (all types)
- Volunteer sunflower
- Wild buckwheat
- Wild mustard
- Wild tomato
- Wormseed mustard

<sup>1</sup>Top growth control.

<sup>2</sup>Up to 4-leaf stage.

<sup>3</sup>Spray before plants are 2 inches high.

<sup>4</sup>Spray annual only.

<sup>5</sup>Spray before plants are 3 inches high.

## HOW IT WORKS

A combination of systemic and contact activity with weeds yellowing within 2–4 days and exhibiting abnormal growth (twisting and cupping of leaves) in 2–10 days.

## CROP STAGING

| Crop                                      | Stage  |
|---|--|
| Barley, Oats, Spring wheat, Durum         | 2 leaf to early flag   |
| Canary seed                               | 3 – 5 leaf   |
| Corn                                      | 4 – 6 leaf   |
| Fall rye                                  | When growth commences in spring to early flag leaf.                                |
| Flax                                      | 2 inches to early bud stage. Best tolerance occurs when flax is 2 – 4 inches tall. |
| Seedling grasses                          | 2 – 4 leaf   |
| Timothy (established for seed production) | Prior to shot blade in the seed production year.                                   |
| Winter wheat                              | 2 – 4 leaf stage in the fall or after growth resumes up to early flag leaf.        |

## REGISTERED AND SUPPORTED TANK MIXES

- Corn: Atrazine
- Flax: ARROW ALL IN® or Poast®
- Oats: MCPA Ester 600
- Spring wheat and barley: Ally®, MCPA Ester 600, Refine® SG or BISON® 400 L
- Spring wheat only: LADDER ALL IN®, Everest® 3.0 or Traxos®
- Winter wheat: Refine® SG, Everest® 3.0 or MCPA Ester 600

## MIXING INSTRUCTIONS

1. Fill clean spray tank ½ full with water.
2. Add the required amount of BADGE® and agitate thoroughly.
3. Fill the tank and agitate again before use.
4. If tank mixing with a grassy weed herbicide, read both labels and follow the more stringent directions for tank mixing.

## CROP ROTATIONS

No re-cropping restrictions the year after treatment.

## PRE-HARVEST INTERVAL

Flax: 60 days

## STORAGE

Do not freeze.

## GRAZING RESTRICTIONS

Do not graze treated grain or established timothy crops or cut for feed within 30 days of application.

## QUICK TIPS

BADGE® herbicide is well known for being gentle on the crop. Avoid spraying if temperatures are above 25° C.



# BROMOTRIL®

Tough broadleaf weed control with tank-mix flexibility and excellent crop safety in cereals, corn and select forages.



## ACTIVE INGREDIENT

Bromoxynil Octanoate Ester 240 g/L = EC

## APPLICATION RATES AND ACRES TREATED

- Rate: 490 – 570 ml/ac
- Acres Treated: 17 – 20 ac/jug; 200 – 240 ac/drum

## PACKAGING

- Case: 2 x 9.7 L jugs
- Bulk: 116.4 L drums

## WATER VOLUME

- Ground: 20 – 80 L/ac (5 – 20 US gal/ac)
- Aerial: 8 – 16 L/ac (3 – 5 US gal/ac) wheat and barley only

## RAINFASTNESS

30 minutes

## REGISTERED CROPS

| Crop   | Crop Leaf Stage  |
|--|--|
| Alfalfa (seedling)                             | 2 – 6 trifoliate                                       |
| Alfalfa (established)                          | Spring: before the crop begins to shield the weeds     |
| Barley, Oats, Triticale, Wheat (spring, durum) | 2 leaf to early flag                                   |
| Winter wheat                                   | Fall: 2 – 4 leaf<br>Spring: first growth to early flag |
| Corn (field, sweet)                            | 4 to 8 leaf (beyond 8 leaf requires drop pipes)        |
| Fall rye                                       | Spring: from first growth to early flag                |
| Flax   | 2 – 4 inches in height                                 |
| Forage millet, Sorghum                         | 4 leaf to 8 inches                                     |
| Seedling grasses                               | 2 – 4 leaf (year of establishment only)                |

For more information on pre-seed use, see page 15.

## WEEDS CONTROLLED

Seedling up to 4-leaf stage:

- American nightshade
- Bluebur
- Cocklebur
- Common ragweed
- Cow cockle<sup>1</sup>
- Green smartweed
- Kochia<sup>2</sup>
- Lady's thumb
- Pale smartweed
- Pigweed<sup>1</sup>
- Russian thistle<sup>2</sup>
- Stinkweed<sup>1</sup>
- Velvetleaf<sup>3</sup>
- Wild mustard<sup>1</sup>

Seedling up to 8-leaf stage:

- Common buckwheat
- Common groundsel
- Lamb's quarters
- Tartary buckwheat
- Wild buckwheat

<sup>1</sup> In normal conditions, it will be controlled up to 4-leaf stage. Plants beyond this stage are unlikely to be controlled; the higher rate generally gives better results.

<sup>2</sup> Spray before plants are 2 inches high.

<sup>3</sup> Spray before plants are 3 inches high.





# BROMOTRIL®

## HOW IT WORKS

BROMOTRIL® is a contact herbicide which controls Group 2 and Group 9 resistant biotypes. Leaves will yellow in 2–4 days with complete control in 7–14 days.

## SUPPORTED POST-EMERGENT TANK MIXES

Herbicides:

- Spring wheat: 2,4-D Ester, LADDER ALL IN®, MCPA Ester 600, BISON® 400 L, Traxos®
- Winter wheat: 2,4-D Ester, MCPA Ester 600, BISON® 400 L, Traxos®
- Barley: 2,4-D Ester, MCPA Ester 600, BISON® 400 L
- Oats: MCPA Ester 600
- Corn: Accent™, Atrazine, Banvel® (Dicamba), Ultim®
- Fall rye: MCPA Ester 600
- Flax: MCPA Ester 600 or MCPA-K
- Canary seed: MCPA Ester 600
- Seedling grasses: MCPA Ester 600

Fungicides:

- BUMPER® 432 EC

## MIXING INSTRUCTIONS

1. Fill spray tank ½ full with water.
2. Add required amount of BROMOTRIL®. Begin agitation.
3. If tank mixing, add any tank-mix partners to the spray tank first, agitate and then add BROMOTRIL® (unless otherwise directed by the BROMOTRIL® and tank-mix partner label).
4. Add the remaining amount of water while agitation continues.

## CROP ROTATIONS

No restrictions.

## PRE-HARVEST INTERVAL

30 days

## GRAZING RESTRICTIONS

- Do not use treated crops for grazing of livestock or green feed until 30 days after application.
- Do not cut treated crops for forage until 30 days after application.

## STORAGE

Do not freeze.

### QUICK TIPS

Avoid spraying if temperatures are above 25° C. Leaf scorching may occur in corn and flax if applied during or after adverse growing conditions, such as cool and wet or hot (above 27° C) and humid weather. For best results, spray when weeds are in the seedling stage.



# ESTEEM®

Superior control of hard to control broadleaf weeds like thistle, cleavers and kochia in barley, spring wheat and durum.



## ACTIVE INGREDIENT

Fluroxypyr 180 g/L, MCPA 2 EH Ester 600 g/L = EC  
Clopyralid 360 g/L = SL

## APPLICATION RATES AND ACRES TREATED

- Rate:
  - Low: 240 ml/ac Fluroxypyr; 280 ml/ac MCPA Ester 600; 84 ml/ac Clopyralid
  - High: 320 ml/ac Fluroxypyr; 365 ml/ac MCPA Ester 600; 111 ml/ac Clopyralid
- Acres Treated: 30 – 40 ac/case

## PACKAGING

- Case: Fluroxypyr 180: 1 × 9.6 L jug; MCPA Ester 600: 1 × 11.01 L jug; Clopyralid 360: 1 × 3.32 L jug

## WATER VOLUME

- Ground: 20 – 40 L/ac (5 – 10 US gal/ac)
- Aerial: 12 – 20 L/ac (3 – 5 US gal/ac)

## RAINFASTNESS

4 hours

## REGISTERED CROPS

- Barley
- Wheat (spring, durum)

## WEEDS CONTROLLED

Low rate of 40 ac/case will control:

- Annual sunflowers
- Burdock
- Canada thistle (low infestations)
- Cleavers
- Cocklebur
- Field horsetail (top growth)
- Flixweed
- Lamb's quarters
- Plantain (top growth)
- Prickly lettuce
- Ragweeds
- Shepherd's purse
- Stinkweed
- Stork's bill
- Vetch
- Volunteer Flax
- Volunteer kochia
- Volunteer sunflowers
- Wild buckwheat
- Wild mustard
- Wild radish

High rate of 30 ac/case will control:

- Annual sow thistle
- Canada thistle (medium to high infestations, season long control)
- Chickweed
- Common groundsel
- Dandelions
- Hempnettle
- Perennial sow thistle (season long control)
- Redroot pigweed
- Roundleaf mallow
- Russian pigweed
- Tartary buckwheat
- Scentless chamomile
- Smartweed
- Volunteer canola



### HOW IT WORKS

The components of ESTEEM® move within the plant to control exposed and underground plant tissues. It mimics naturally occurring plant hormones which control weeds by disrupting normal plant growth patterns. Symptoms of effect include epinasty (twisting of the stems) and swollen nodes.

### CROP STAGING

3-leaf stage to just before flag emergence

### REGISTERED AND SUPPORTED TANK MIXES

- |                  |                      |
|------------------|----------------------|
| • Assert® 300 SC | • Puma® Advance      |
| • BISON® 400 L   | • Traxos®            |
| • BRAZEN™ II     | • Varro®             |
| • BroadBand®     | • Simplicity™        |
| • LADDER ALL IN® | • Simplicity™ GoDRI™ |

### MIXING INSTRUCTIONS

1. ½ fill the tank with clean water and agitate during the entire mixing process.
2. Add any tank-mix partners that are a dry formulation.
3. Add the required amount of grassy weed tank-mix partner (always refer to product label to determine correct order).
4. Add the required amount of MCPA Ester 600 and fluroxypyr.
5. Add the required amount of ADAMA clopyralid.
6. Add any required adjuvant or surfactants.
7. Fill remaining tank with water.

### CROP ROTATIONS

Barley, canola, flax, forage grasses, mustard, oats, rye and wheat can be seeded the following year.

If rotating to peas or soybeans, a rainfall of 140 mm (5.5 inches) between herbicide application and August 31, and an annual precipitation greater than 175 mm (6.9 inches) is required.

### PRE-HARVEST INTERVAL

Do not harvest treated crop within 60 days of application.

### GRAZING RESTRICTIONS

Do not graze livestock within 7 days of application.

### STORAGE

Do not freeze.



# FORCEFIGHTER® M

3 active ingredients and 2 modes of action to fight herbicide resistance and provide post-emergent control of broadleaf weeds in wheat and barley.



## ACTIVE INGREDIENT

Fluroxypyr 180 g/L, Bromoxynil 225 g/L,  
MCPA 2 EH Ester 225 g/L = EC

## APPLICATION RATES AND ACRES TREATED

- Rate: 500 ml/ac Bromoxynil/MCPA Ester 600; 240 ml/ac Fluroxypyr
- Acres Treated: 40 ac/case; 480 ac/pallet

## PACKAGING

- Case: Bromoxynil/MCPA Ester 600: 2 x 10 L jugs; Fluroxypyr: 1 x 9.6 L jug
- Bulk: Bromoxynil/MCPA Ester 600: 120 L drums; Fluroxypyr: 115.2 L drum

## WATER VOLUME

- Ground: 20–40 L/ac (5–10 US gal/ac)
- Aerial: Do not apply.

## RAINFASTNESS

1 hour

## REGISTERED CROPS

- Barley
- Wheat (spring, durum)

## WEEDS CONTROLLED

- American nightshade
- Bluebur
- Burdock
- Canada thistle<sup>1</sup>
- Chickweed
- Cleavers (including Group 2 resistant biotypes)
- Cocklebur
- Common groundsel
- Cow cockle
- Flixweed
- Hempnettle
- Kochia (including Group 2 and glyphosate-resistant biotypes)
- Lady's thumb
- Lamb's quarters
- Night-flowering catchfly
- Perennial sow thistle
- Redroot pigweed<sup>2</sup>
- Russian thistle
- Shepherd's purse
- Smartweed
- Stinkweed
- Vetch
- Volunteer canola
- Volunteer sunflower
- Wild buckwheat
- Wild mustard (including Group 2 resistant biotypes)
- Wild radish
- Wormseed mustard

<sup>1</sup>Top growth control.

<sup>2</sup>Suppression only.

## HOW IT WORKS

Quickly causes plants to stop growing. Convenient co-pack controls a wide range of weeds, including glyphosate-resistant and Group 2 resistant kochia, Group 2 resistant cleavers and Group 2 resistant wild mustard.

# FORCEFIGHTER® M

## CROP STAGING

| Crop   | Stage                |
|--------|----------------------|
| Wheat  | 2 leaf to early flag |
| Barley | 2 leaf to early flag |

## REGISTERED AND SUPPORTED TANK MIXES

Wheat:

- BISON® 400 L
- BRAZEN™ II
- Everest® 3.0
- LADDER ALL IN®
- Simplicity™ GoDRI™
- Refine® SG
- Traxos®

Durum:

- Everest® 3.0
- LADDER ALL IN®
- Simplicity™ GoDRI™
- Traxos®

Barley:

- BISON® 400 L
- BRAZEN™ II

## MIXING INSTRUCTIONS

1. Fill spray tank ½ full with water.
2. Add the required amount of FORCEFIGHTER® M and agitate thoroughly.
3. Add any tank-mix partners.
4. Fill the tank and agitate again before use.

## CROP ROTATIONS

Can be seeded the following year to barley, canola, flax, forage grasses, lentils, mustard, field peas, rye and wheat.

## PRE-HARVEST INTERVAL

60 days

## GRAZING RESTRICTIONS

30 days

## STORAGE

Do not freeze.

## QUICK TIPS

FORCEFIGHTER® M's activity is influenced by weather conditions.

The optimal temperature is 12 – 24° C. Avoid application 3 days before or after frost. Do not apply before the 2-leaf stage as crop injury may occur. Use 38 L/ac application volume when there is a heavy canopy or when most weeds are at an advanced stage of growth.



# INVOLVE® 50 WDG

Well known ideal tank-mix partner for enhanced control of broadleaf weeds in barley and wheat.



## ACTIVE INGREDIENT

50% Tribenuron-methyl = WDG

## APPLICATION RATES AND ACRES TREATED

- Rate: 6 g/ac
- Acres Treated: 80 ac/bottle; 800 ac/case

## PACKAGING

- Case: 10 × 480 g bottles/case

## WATER VOLUME

- Ground: 22 – 44 L/ac (5 – 12 US gal/ac)
- Aerial: Do not apply.

## RAINFASTNESS

1 hour

## REGISTERED CROPS (IN-CROP/POST-EMERGENT)

- Spring barley
- Wheat (spring, durum)

INVOLVE® 50 WDG may also be used as a summerfallow herbicide application.

For more information on pre-seed use, see page 19.

## WEEDS CONTROLLED BY INVOLVE® 50 WDG

- |  |  |
|--|--|
| <ul style="list-style-type: none"> <li>• Annual sunflower</li> <li>• Canada thistle (top growth control)</li> <li>• Cow cockle</li> <li>• Flixweed (fall rosettes and spring seedlings)</li> <li>• Kochia (2 – 10 leaf)</li> <li>• Lamb's quarters</li> <li>• Narrow-leaved hawk's beard (fall rosettes and spring seedlings)</li> </ul> | <ul style="list-style-type: none"> <li>• Prickly lettuce</li> <li>• Redroot pigweed</li> <li>• Russian thistle</li> <li>• Shepherd's purse (fall rosettes and spring seedlings)</li> <li>• Sweet clover</li> <li>• Wild mustard</li> <li>• Wild buckwheat<sup>1</sup></li> </ul> |
|--|--|

<sup>1</sup> Suppression only.

## HOW IT WORKS

INVOLVE® 50 WDG inhibits the production of the ALS enzyme, quickly causing plants to stop growing and become discoloured (red, yellow, purple) at the growing point and spreading to the entire plant within 1 – 3 weeks.

## REGISTERED AND SUPPORTED TANK MIXES

- |  |  |
|--|--|
| <ul style="list-style-type: none"> <li>• 2,4-D Ester</li> <li>• AIM® EC</li> <li>• Assert® 300 SC</li> <li>• Authority® 480</li> </ul> | <ul style="list-style-type: none"> <li>• Dicamba</li> <li>• Everest® 3.0</li> <li>• Puma® Advance</li> </ul> |
|--|--|



# INVOLVE® 50 WDG

## SUPPORTED ADJUVANTS

- Agral® 90 @ 0.35% v/v
- Not all tank mixes require an adjuvant, see label for details.

## MIXING INSTRUCTIONS

1. Fill clean spray tank  $\frac{1}{2}$  full of clean water, start agitation.
2. Add the required amount of INVOLVE® 50 WDG and agitate until product is completely dispersed.
3. Add the required amount of tank-mix partner.
4. Add the required amount of surfactant, then fill tank with remaining water.
5. For repeat tank loads, empty the spray tank completely to avoid INVOLVE® 50 WDG from not dispersing or add to tank as a pre-slurry in 5–10 L of water.

## CROP ROTATIONS

No restrictions.

## PRE-HARVEST INTERVAL

30 days

## ADJUVANT RATE

Agral® 90 @ 0.35% v/v

## STORAGE

May be stored at any temperature.

### QUICK TIPS

Degree of control and duration of effect depend on weed sensitivity, weed size, spray coverage and growing conditions. Activity of the herbicide mixture may be delayed by cold, dry conditions after application.

Injury to pulse crops may occur on coarse-textured soils, low in organic matter (less than 3%), or in fields with variable soils, gravelly areas, sandy areas or eroded knolls. Avoid planting pulse crops in soils containing more than 50% sand.



# OUTSHINE®

This herbicide gives you control of hard-to-kill annual broadleaf weeds in spring wheat, durum wheat, spring barley and oats.



## ACTIVE INGREDIENT

- OUTSHINE® (2.5 g/L Florasulam + 100 g/L Fluroxypyr) = SC
- MCPA Ester 600 (600 g/L) = EC

## APPLICATION RATES AND ACRES TREATED

- Rate: 400 ml/ac OUTSHINE®; 235 ml/ac MCPA Ester 600
- Acres Treated: 40 ac/case

## PACKAGING

- Case: OUTSHINE®: 2 × 8 L jugs; MCPA Ester 600: 1 × 9.33 L jug

## WATER VOLUME

- Ground: 40 L/ac (10 US gal/ac)
- Aerial: Do not apply.

## RAINFASTNESS

2 hours

## REGISTERED CROPS

- Barley
- Wheat (spring, durum)
- Oats

## WEEDS CONTROLLED

- Annual sunflower
- Burdock
- Cleavers (including ALS-resistant biotypes)
- Cocklebur
- Common chickweed
- Flixweed
- Hempnettle (including ALS-resistant biotypes)
- Kochia (including ALS-resistant biotypes)
- Lamb's quarters
- Plantain
- Prickly lettuce
- Ragweed
- Redroot pigweed
- Russian pigweed
- Shepherd's purse
- Smartweed
- Stinkweed
- Stork's bill (suppression only)
- Vetch
- Volunteer canola (all varieties)
- Volunteer flax
- Wild buckwheat
- Wild mustard
- Wild radish

## HOW IT WORKS

OUTSHINE®, applied early and thoroughly to the main flush of actively growing broadleaf weeds, quickly causes plants to stop growing, even if typical symptoms of dying weeds are not noticeable for 1–2 weeks after application.

## CROP STAGING

2-leaf expanded to 6-leaf stage.





# OUTSHINE®

## REGISTERED AND SUPPORTED TANK MIXES

Barley:

- Assert® 300 SC
- BRAZEN™ II

Wheat (spring, durum):

- Assert® 300 SC
- BRAZEN™ II
- Everest® 3.0
- LADDER ALL IN®
- Sierra® 3.0
- Simplicity™ GoDRI™
- Traxos®
- Varro®

## MIXING INSTRUCTIONS

1. Fill spray tank ½ full with water and begin agitation.
2. Add the required amount of OUTSHINE®.
3. Add the required amount of MCPA 2 EH Ester.
4. Continue filling the tank with sufficient water to spray 40 L/ac of mixture.
5. If tank mixing with a grassy weed herbicide, read both labels and follow the more stringent directions for tank mixing.

## CROP ROTATIONS

- Can be seeded the following year to barley, canola, oats, peas, wheat, or fields to be summerfallowed.
- Do not use in successive years at the same site.

## PRE-HARVEST INTERVAL

Do not harvest treated crop within 60 days of application.

## GRAZING RESTRICTIONS

Do not graze livestock within 7 days of application.

## STORAGE

- Do not freeze.
- Shake well before use.

### QUICK TIPS

2 unique modes of action and 3 active ingredients provide resistance management and high performance.



# RUSH 24 ALL IN™

Controls a wide spectrum of broadleaf weeds like cleavers and kochia (including Group 2-resistant biotypes) with excellent grassy weed herbicide compatibility. Now in a more convenient formulation!



## ACTIVE INGREDIENT

Fluroxypyr 90 g/L and 2,4-D Ester 360 g/L as an EC

## APPLICATION RATES AND ACRES TREATED

- Rate: 445 ml/ac
- Acres Treated: 40 ac/case; 240 ac/drum; 960 ac/tote

## PACKAGING

- Case: 2 x 8.9 L jug
- Bulk: 106.8 L drums
- Tote: 427.2 L

## WATER VOLUME

- Ground: 40 L/ac (10 US gal/ac)
- Aerial: Do not apply.

## RAINFASTNESS

1 hour



Scan now for more information on Rush® 24

## REGISTERED CROPS

- Barley
- Wheat (spring, durum)

## WEEDS CONTROLLED

- Bluebur
- Burdock
- Canola (volunteer)
- Cleavers (1-8 whorls)
- Clovers (sweet)
- Cocklebur
- Flixweed
- Field horsetail<sup>1</sup>
- Goat's-beard
- Hemp-nettle (2-6 leaf stage)
- Hoary cress<sup>1</sup>
- Kochia 2
- Lamb's quarters
- Mustards (except green tansy, dog & grey tansy)
- Plantain
- Prickly lettuce
- Ragweed
- Round-leaved mallow (1-6 leaf)
- Shepherd's purse
- Stork's bill (1-8 leaf)
- Stinkweed
- Sunflower (annual)
- Vetch
- Wild radish
- Volunteer flax (1-12 cm)

## WEEDS SUPPRESSED

- Common chickweed<sup>2</sup> (up to 3 inches)
- Redroot pigweed
- Sow thistle (perennial)<sup>1</sup>

Additional weeds controlled/suppressed with addition of 81 ml/ac (2 oz/ac) of 2,4-D ESTER 700:

- Blue lettuce<sup>1</sup>
- Dandelion (spring rosettes)
- Docks
- Field bindweed<sup>1</sup>
- Field peppergass
- Gumweed
- Hairy galinsoga
- Hedge bindweed
- Lady's thumb
- Leafy spurge<sup>1</sup>
- Mustard (dog, tansy)
- Oak-leaved goosefoot
- Redroot pigweed
- Russian thistle
- Smartweed
- Tartary buckwheat
- Common chickweed<sup>2</sup> (up to 8 cm)
- Canada thistle<sup>1</sup>
- Sow thistle (perennial<sup>1</sup>, annual)

<sup>1</sup>Top growth control only

<sup>2</sup>Including biotypes resistant to Group 2 herbicides that inhibit the ALS enzyme.



# RUSH 24 ALL IN™

NEW

## HOW IT WORKS

Group 4 herbicides disrupt normal plant growth, resulting in twisting and cupping of leaves, epinasty and death of susceptible plants in 2–10 days.

## CROP STAGING

- 4-leaf to just prior to flag leaf emergence.

## SUPPORTED TANK MIXES

Wheat only:

- Everest® 3.0
- LADDER ALL IN®
- Simplicity™ GoDRI™<sup>1</sup>
- Traxos®
- Varro®

Wheat and barley:

- Assert® 300 SC
- BISON® 400 L
- Puma® Advance

<sup>1</sup>Additional 2,4-D Ester is not recommended when mixing RUSH 24 ALL IN™ and Simplicity™.

## MIXING INSTRUCTIONS

1. Fill the clean spray tank 1/2 full of clean water.
2. Add the required amount of RUSH 24 ALL IN™ and agitate thoroughly, followed by the required amount of additional 2,4-D ESTER 700 herbicide, if required.
3. Continue agitation and add the required amount of the tank-mix partner.
4. Complete filling the tank to the desired level with water.

## CROP ROTATIONS

The following crops may be grown 1 year after application:

- Barley
- Canola
- Flax
- Forage grass
- Lentils
- Mustard
- Oats
- Field peas
- Rye
- Wheat

## PRE-HARVEST INTERVAL

Barley, wheat (durum, spring): 60 days

## STORAGE:

Do not freeze.

## GRAZING RESTRICTIONS

- Do not permit lactating dairy animals to graze fields within seven (7) days after application.
- Do not harvest forage or cut hay within 30 days after application.
- Withdraw meat animals from treated fields at least three (3) days before slaughter.

## QUICK TIPS

RUSH 24 ALL IN™ activity is influenced by weather conditions. Optimum activity requires active crop and weed growth. The temperature range for optimum activity is 12°C to 24°C. Reduced activity will occur when temperatures are below 8°C or above 27°C. Frost before application (3 days) or shortly after (3 days) may reduce weed control and crop tolerance. Weed control may be reduced during stress conditions, for example drought, heat or cold stress, or if weeds have initiated flowering, or if heavy infestations exist.



# THRASHER®

Provides excellent dual modes of action for control of 26 tough broadleaf weeds (including Group 2 resistant kochia) in wheat and barley.



## ACTIVE INGREDIENT

Bromoxynil Octanoic Ester 225 g/L  
and 2,4-D 2 EH Ester 225 g/L = EC

## APPLICATION RATES AND ACRES TREATED

- Rate: 500 ml/ac
- Acres Treated: 20 ac/jug; 240 ac/drum; 2,000 ac/tote

## PACKAGING

- Case: 2 × 10 L jug
- Bulk: 120 L drums
- Tote: 1,000 L

## WATER VOLUME

- Ground: 20–40 L/ac (5–10 US gal/ac)
- Aerial: 12–16 L/ac (3–4 US gal/ac)

## RAINFASTNESS

1 hour

## REGISTERED CROPS

- Barley
- Wheat (spring, durum)

## WEEDS CONTROLLED (4-leaf stage unless otherwise noted)

- |                                       |                               |
|---------------------------------------|-------------------------------|
| • American nightshade                 | • Night-flowering catchfly    |
| • Ball mustard                        | • Pale smartweed              |
| • Bluebur                             | • Redroot pigweed             |
| • Cocklebur                           | • Russian thistle (2–12 leaf) |
| • Common buckwheat (8 leaf)           | • Shepherd's purse            |
| • Common groundsel (8 leaf)           | • Stinkweed (8 leaf)          |
| • Common ragweed                      | • Tartary buckwheat (8 leaf)  |
| • Cow cockle                          | • Triazine-resistant pigweed  |
| • Flixweed                            | • Velvetleaf (3 inches high)  |
| • Green smartweed                     | • Volunteer canola            |
| • Kochia (2 inches high or 1–12 leaf) | • Volunteer sunflower         |
| • Lady's thumb                        | • Wild buckwheat (8 leaf)     |
| • Lamb's quarters (8 leaf)            | • Wild mustard (8 leaf)       |

## HOW IT WORKS

A combination of systemic and contact activity with weeds yellowing within 2–4 days and exhibiting abnormal growth (twisting and cupping of leaves) in 2–10 days.

## CROP STAGING

4 leaf to early flag leaf.



# THRASHER®

## REGISTERED AND SUPPORTED TANK MIXES

Wheat (spring, durum) and barley:

- BISON® 400 L

Wheat (spring, durum) only:

- Everest® 3.0
- LADDER ALL IN®

## MIXING INSTRUCTIONS

1. Fill the spray tank ½ full with water.
2. Add the required amount of THRASHER® and agitate thoroughly.
3. Fill the tank with remaining water and agitate again before use.
4. If tank mixing with a grassy weed herbicide, read both labels and follow the more stringent directions for tank mixing.

## CROP ROTATIONS

No restrictions the year after application.

## PRE-HARVEST INTERVAL

30 days

## GRAZING RESTRICTIONS

- Do not permit livestock to graze fields within 30 days of application.
- Do not harvest, forage or cut for hay within 30 days of application.
- Withdraw meat animals from treated fields at least 3 days before slaughter.

## STORAGE

- May be stored at any temperature.
- Shake well before using.

## QUICK TIPS

For best results when there is a heavy crop canopy, or when the majority of the weeds are cow cockle, smartweed or pigweed, use higher water volumes. Spray when weeds are in the seedling stage.

Apply in good growing conditions. Application must be made before the crop canopy shields the weeds.



# TOPLINE®

Gives you multiple modes of action and controls a wide spectrum of broadleaf weeds with excellent wild buckwheat, cleavers and chickweed control.



## ACTIVE INGREDIENT

Florasulam 50 g/L = SC

MCPA 2-ethylhexyl Ester 600 g/L = EC

## APPLICATION RATES AND ACRES TREATED

- Rate: Florasulam: 40 ml/ac; MCPA Ester 600: 230 ml/ac
- Acres Treated: 40 ac/case

## PACKAGING

- Case: Florasulam: 1 × 1.6 L jug; MCPA Ester 600: 1 × 9.33 L jug

## WATER VOLUME

- Ground: 40 L/ac (10 US gal/ac)
- Aerial: Do not apply.

## RAINFASTNESS

2 hours

## REGISTERED CROPS

- Barley
- Oats
- Wheat (spring, durum)

## WEEDS CONTROLLED

1–4 leaf stage:

- Ball mustard
- Burdock
- Common chickweed
- Cleavers
- Cow cockle
- Flixweed
- Hempnettle<sup>1</sup>
- Lamb's quarters
- Redroot pigweed
- Russian pigweed
- Prickly lettuce
- Ragweed
- Shepherd's purse
- Smartweed
- Stinkweed
- Sunflower (annual)
- Volunteer canola<sup>2</sup>
- Wild buckwheat
- Wild mustard

Suppressed:

- Annual sow thistle
- Canada thistle<sup>1</sup>
- Dandelion<sup>1,3</sup>
- Plantain<sup>4</sup>
- Perennial sow thistle
- Stork's bill<sup>1</sup>

<sup>1</sup>For heavy infestations, add 47 ml/ac of MCPA Ester 600 for improved control.

<sup>2</sup>Including all herbicide-resistant varieties.

<sup>3</sup>Seedlings and overwintered rosettes less than 6 inches.

<sup>4</sup>Top growth control only.



### HOW IT WORKS

The Group 2 herbicide inhibits the production of the ALS enzyme in plants. This enzyme is essential for the production of certain amino acids required for plant growth. The Group 4 herbicide disrupts normal plant growth regulation, resulting in death of susceptible plants.

### CROP STAGING

Expanded 3-leaf up to the 6-leaf stage.

### SUPPORTED TANK MIXES

Wheat and barley:

- Assert® 300 SC
- BRAZEN™ II

Wheat only:

- Everest® 3.0
- LADDER ALL IN®
- Simplicity™ GoDRI™

### MIXING INSTRUCTIONS

1. After filling the spray tank ½ full with water, and with agitation running, add the required amount of Florasulam 50 SC, followed by the required amount of MCPA 2 EH Ester 600.
2. Fill tank with remaining water.
3. If tank mixing with a grassy weed herbicide, read both labels and follow the more stringent directions for tank mixing.

### CROP ROTATIONS

Wheat, barley, oats, canola and field peas may be grown the year following an application.

### PRE-HARVEST INTERVAL

60 days

### GRAZING RESTRICTIONS

- Do not cut for feed or hay or allow lactating dairy animals to graze treated crops or within 7 days of application.
- Withdraw meat animals from treated feed 3 days prior to marketing.

### STORAGE

- May be stored at any temperature.
- Shake well before use.

### QUICK TIPS

TOPLINE® is well suited to dark brown, black and grey soil zones where cleavers, hempnettle, wild buckwheat and volunteer canola are main concerns.



# DAVAI® 80 SL

Proven broadleaf and grassy weed control in a convenient package that allows for flexible tank-mix options.

**NOW REGISTERED ON IMI-TOLERANT LENTILS**



## ACTIVE INGREDIENT

Imazamox 80 g/L = SL

## APPLICATION RATES AND ACRES TREATED

- Rate: 100 ml/ac
- Acres Treated: 80 ac/jug

## PACKAGING

- Case: 2 × 8 L jugs

## WATER VOLUME

- Ground: 40 L/ac (10 US gal/ac)
- Aerial: Do not apply.

## RAINFASTNESS

3 hours

## REGISTERED CROPS

- Dry beans
- Field peas
- Imidazolinone-tolerant lentils
- Soybeans

## WEEDS CONTROLLED

Broadleaf weeds: cotyledon – 4 leaf; Grasses: 1–4 true leaf:

- Barnyard grass
- Cleavers<sup>1</sup>
- Cow cockle
- Flixweed
- Green foxtail
- Green smartweed
- Japanese brome grass<sup>1</sup>
- Lamb's quarters
- Persian darnel
- Redroot pigweed
- Shepherd's purse
- Stinkweed
- Stork's bill
- Volunteer barley
- Volunteer canary seed
- Volunteer canola (non-Clearfield® varieties)
- Volunteer tame oats
- Volunteer wheat
- Wild buckwheat<sup>1</sup>
- Wild mustard
- Wild oats
- Yellow foxtail

<sup>1</sup>Suppression.

## HOW IT WORKS

DAVAI® 80 SL is readily absorbed through both leaf and root uptake, and it is translocated in the plant to inhibit amino acid production and cell division. Plant growth is inhibited, and a few days after application, chlorosis and terminal bud injury become evident. Leaves and stems become yellow and purple, and root growth may be inhibited. Crop competition is quickly reduced, although complete plant death is relatively slow.

## CROP STAGING

| Crop                           | Stage                                     |
|--------------------------------|---|
| Dry beans, Soybeans            | Emergence to 3 expanded trifoliate leaves |
| Field peas                     | 1–6 true leaf                             |
| Imidazolinone-tolerant lentils | 1–9 node                                  |



# DAVAI® 80 SL

## REGISTERED AND SUPPORTED TANK MIXES

- ARROW ALL IN®
- Basagran® Forté
- Broadloom®
- LEOPARD®
- PHANTOM® 240 SL

## MIXING INSTRUCTIONS

1. Fill clean tank  $\frac{1}{2}$  to  $\frac{3}{4}$  full of clean water and turn agitation on.
2. Add the required amount of DAVAI® 80 SL herbicide and continue to agitate.
3. If required, add the correct amount of tank-mix partner while agitating.
4. Add the required amount of adjuvant while agitating.
5. Continue agitating and fill the remainder of the spray tank with water.

## ADJUVANT RATE

- Merge®, NORAC MSO, Hasten NT Ultra® or other methylated seed oil @ 0.50% v/v
- ADAMA Adjuvant 80, Agral® 90, Sentry™ @ 0.25% v/v

## CROP ROTATIONS

- Barley
- Canary seed
- Canola
- Chickpeas
- Corn
- Field peas
- Flax
- Lentils
- Oats
- Soybeans
- Clearfield® sunflowers
- Wheat (spring, durum)

If less than 150 mm of rainfall between time of application and August 31, it is strongly recommended to refrain from growing canola, durum or canary seed the following year. Contact your ADAMA representative for details.

## PRE-HARVEST INTERVALS

- Field peas: 60 days
- Dry beans: 75 days
- Imidazolinone-tolerant lentils: 60 days
- Soybeans: 85 days

## GRAZING RESTRICTIONS

- Field peas: 30 days
- Imidazolinone-tolerant lentils: 20 days
- Do not graze all other treated crop.

## STORAGE

Do not freeze.

### QUICK TIPS

Cool weather conditions or drought will delay herbicidal activity and if prolonged, may result in poor weed control. Use of DAVAI® 80 SL herbicide in hot, humid weather may result in temporary leaf yellowing, leaf flecking, bronzing or burning. The crop usually outgrows this condition within 10 days. When weeds are stressed due to drought, flooding, hot or prolonged cool temperatures (15° C or less), control can be reduced or delayed since weeds are not actively growing. Weeds escapes or regrowth may occur under prolonged stress conditions or low fertility. Do not make applications to weeds stressed longer than 20 days due to lack of moisture, as unsatisfactory control can result.

See page 70 for additional re-cropping restrictions to consider for this product.



# DAVAI A PLUS™

GROUP 1 &amp; 2

DAVAI® 80 SL conveniently packaged with ARROW ALL IN® the leading grass control product in pulses.



## ACTIVE INGREDIENT

Imazamox 80 g/L = SL  
Clethodim 120 g/L = EC

## APPLICATION RATES AND ACRES TREATED

- Rate: ARROW ALL IN®: 150 ml/ac; DAVAI® 80 SL: 100 ml/ac
- Acres Treated: 40 ac/case

## PACKAGING

- Case: DAVAI® 80 SL: 4 L jug; ARROW ALL IN®: 6 L jug

## WATER VOLUME

- Ground: 40 L/ac (10 US gal/ac)
- Aerial: Do not apply.

## RAINFASTNESS

3 hours

## REGISTERED CROPS

- Dry beans
- Field peas
- Imidazolinone-tolerant lentils
- Soybeans

## WEEDS CONTROLLED

Broadleaf weeds: cotyledon – 4 leaf; Grasses: 1 – 4 true leaf:

- Barnyard grass
- Cleavers<sup>1</sup>
- Cow cockle
- Crabgrass (smooth, large)
- Fall panicum
- Flixweed
- Green foxtail
- Green smartweed
- Japanese brome grass<sup>1</sup>
- Lamb's quarters
- Persian darnel
- Proso millet
- Quack grass<sup>1</sup>
- Redroot pigweed
- Shepherd's purse
- Stinkweed
- Stork's bill
- Volunteer barley
- Volunteer canary grass
- Volunteer canary seed
- Volunteer canola (non-Clearfield® varieties)
- Volunteer cereals (barley, oats, wheat)
- Volunteer corn
- Wild buckwheat<sup>1</sup>
- Wild mustard
- Wild oats
- Witch grass
- Yellow foxtail

<sup>1</sup>Suppression.

## HOW IT WORKS

DAVAI A PLUS™ combines 2 actives to tackle broadleaf and grassy weeds. See DAVAI® 80 SL and see ARROW ALL IN® for more information.



# DAVAI A PLUS™

## CROP STAGING

| Crop                           | Stage                                       |
|--------------------------------|---|
| Dry beans, Soybeans            | Emergence to 3 expanded trifoliolate leaves |
| Field peas                     | 1–6 true leaf                               |
| Imidazolinone-tolerant lentils | 1–9 node                                    |

## MIXING INSTRUCTIONS

1. Fill clean tank ½ to ¾ full of clean water and turn agitation on.
2. Add the required amount of ARROW ALL IN® herbicide and continue to agitate.
3. Add the required amount of DAVAI® 80 SL herbicide and continue to agitate.
4. If required, add the correct amount of tank-mix partner while agitating.
5. Add the required amount of adjuvant while agitating.
6. Continue agitating and fill the remainder of the spray tank with water.

## ADJUVANT RATE

No adjuvant required.

## CROP ROTATIONS

Barley, Canary seed, Canola, Chickpeas, Corn, Field peas, Flax, Lentils, Oats, Soybeans, Clearfield® sunflowers, Wheat (spring, durum)

If less than 150 mm of rainfall between time of application and August 31, it is strongly recommended to refrain from growing canola, durum or canary seed the following year. Contact your ADAMA representative for details.

## PRE-HARVEST INTERVALS

- Dry beans: 75 days
- Field peas: 60 days
- Imidazolinone-tolerant lentils: 60 days
- Soybeans: 85 days

## GRAZING RESTRICTION

- Field peas: 30 days
- Imidazolinone-tolerant lentils: 20 days
- Do not graze all other treated crop.

## STORAGE

Do not freeze.

## QUICK TIPS

For best results apply DAVAI A PLUS™ to actively growing weeds. If the plants are under environmental stress expect to see temporary yellowing or burning on the leaves.

See page 70 for additional re-cropping restrictions to consider for this product.



# DAVAI® Q PLUS

NEW

GROUP 1 &amp; 2

Excellent rotation partner with dual modes of action for controlling stubborn clumping grasses, such as Persian darnel and barnyard grass, and broadleaf weeds.



## ACTIVE INGREDIENT

Imazamox 80 g/L = SL  
Quizalofop-P-ethyl 100 g/L = EC

## APPLICATION RATES AND ACRES TREATED

- Rate: ADAMA Quizalofop 194 ml/ac; DAVAI® 80 SL: 100 ml/ac
- Acres Treated: 40 ac/copack

## PACKAGING

- Case: DAVAI® 80 SL: 4 L jug; ADAMA Quizalofop 7.8 L jug;  
ADAMA MSO Adjuvant x 8L

## WATER VOLUME

- Ground: 40 L/ac (10 US gal/ac)
- Aerial: Do not apply.

## RAINFASTNESS

3 hours

## REGISTERED CROPS

- Dry beans
- Field peas
- Imidazolinone-tolerant lentils
- Soybeans

## WEEDS CONTROLLED

Broadleaf weeds: cotyledon – 4 leaf; Grasses: 1–4 true leaf:

- Barnyard grass
- Cleavers<sup>1</sup>
- Cow cockle
- Crabgrass (smooth, large)
- Downy brome
- Fall panicum
- Flixweed
- Foxtail Barley
- Green foxtail
- Green smartweed
- Japanese brome grass<sup>1</sup>
- Lamb's quarters
- Persian darnel
- Proso millet
- Quack grass<sup>1</sup>
- Redroot pigweed
- Shepherd's purse
- Stinkweed
- Stork's bill
- Volunteer barley
- Volunteer canary grass
- Volunteer canary seed
- Volunteer canola (non-Clearfield® varieties)
- Volunteer cereals (barley, oats, wheat)
- Volunteer corn
- Wild buckwheat<sup>1</sup>
- Wild mustard
- Wild oats
- Witch grass
- Yellow foxtail

<sup>1</sup> Suppression.

## HOW IT WORKS

DAVAI® Q PLUS combines 2 actives to tackle broadleaf and grassy weeds. See DAVAI® 80 SL and ADAMA Quizalofop see for more information.

**CROP STAGING**

| Crop                           | Stage                                       |
|--------------------------------|---|
| Dry beans, Soybeans            | Emergence to 3 expanded trifoliolate leaves |
| Field peas                     | 1 – 6 true leaf                             |
| Imidazolinone-tolerant lentils | 1 – 9 node                                  |

**MIXING INSTRUCTIONS**

1. Fill clean tank 1/2 to 3/4 full of clean water and turn agitation on.
2. Add the required amount of ADAMA Quizalofop herbicide and continue to agitate.
3. Add the required amount of DAVAI® 80 SL herbicide and continue to agitate.
4. If required, add the correct amount of tank-mix partner while agitating.
5. Add ADAMA MSO Adjuvant @.5%v/v while agitating.
6. Continue agitating and fill the remainder of the spray tank with water.

**ADJUVANT RATE**

- ADAMA MSO Adjuvant @.5%v/v

**CROP ROTATIONS**

Barley, Canary seed, Canola, Chickpeas, Corn, Field peas, Flax, Lentils, Oats, Soybeans, Clearfield® sunflowers, Wheat (spring, durum)

If less than 150 mm of rainfall between time of application and August 31, it is strongly recommended to refrain from growing canola, durum or canary seed the following year. Contact your ADAMA representative for details.

**PRE-HARVEST INTERVALS**

- Dry beans: 75 days
- Field peas: 60 days
- Imidazolinone-tolerant lentils: 60 days
- Soybeans: 85 days

**GRAZING RESTRICTION**

- Do not cut treated crops for hay.

**STORAGE**

Do not freeze.

**QUICK TIPS**

For best results when targeting wild oats apply prior to tillering. Application when plants are actively growing will lead to best results. Application at cooler temperatures or in drought conditions can result in reduced efficacy.

See page 70 for additional re-cropping restrictions to consider for this product.



# PHANTOM® 240 SL

Get early post-emergent broadleaf weed control in field peas, dry beans, alfalfa and soybean crops with extended control of select shallow germinating weeds to help minimize early season weed competition.



## ACTIVE INGREDIENT

Imazethapyr 240 g/L = SL

## APPLICATION RATES AND ACRES TREATED

- Rate: 85 ml/ac
- Acres Treated: 40 ac/jug

## PACKAGING

- Case: 2 × 3.3 L jugs

## WATER VOLUME

- Ground: 40 L/ac (10 US gal/ac)
- Aerial: Do not apply.

## RAINFASTNESS

3 hours

## REGISTERED CROPS

- Alfalfa, established (for seed)
- Alfalfa, seedling (forage, seed)
- Dry beans (pinto, pink, red)
- Field peas
- Soybeans (Manitoba only)

## WEEDS CONTROLLED

Check label as weeds controlled vary by crop.

Broadleaf weeds up to and including 4-leaf stage:

- Chickweed
- Cleavers
- Hempnettle
- Redroot pigweed
- Shepherd's purse
- Smartweed
- Stinkweed
- Volunteer canola (non-Clearfield®)
- Wild buckwheat<sup>1</sup>
- Wild mustard

Grassy weeds:

- Green foxtail
- Wild oats<sup>2</sup>

<sup>1</sup>Suppression only.

<sup>2</sup>Apply between the 2- and 4-leaf stage.

## HOW IT WORKS

PHANTOM® 240 SL is a selective herbicide that can be applied as an early pre-seed, pre-seed incorporated, pre-emergent or post-emergent treatment in various crops. The application method depends upon the crop, anticipated weed spectrum and the preference of the applicator. With early pre-seed and pre-emergent treatments, susceptible weeds emerge, are present as stunted plants and then die. When PHANTOM® 240 SL is applied post-emergence, absorption may occur through both the roots and foliage. Susceptible weeds stop growing and eventually die.



# PHANTOM® 240 SL

## CROP STAGING

For best results, spray when weeds are in the seedling stage.

| Crop   | Crop Stage   | Soil Zone                                     |
|--|--|---|
| Alfalfa, established (seed production only) <sup>1</sup> | Apply before alfalfa reaches 12 inches.                  | N/A   |
| Alfalfa, seedling (forage or seed)                       | After the 1 <sup>st</sup> trifoliate leaf.               | Black, grey wooded and irrigated brown soils. |
| Dry beans (pinto, pink, red)                             | Up to and including the 2 <sup>nd</sup> trifoliate leaf. | Black, grey wooded and irrigated brown soils. |
| Field peas   | Up to the 6 <sup>th</sup> trifoliate leaf.               | Black and grey wooded soils.                  |
| Soybeans (Manitoba only)                                 | 1–3 leaf   | N/A   |

<sup>1</sup> Do not use in the last year of seed production.

## REGISTERED AND SUPPORTED TANK MIXES

- ARROW ALL IN®
- Basagran® Forté
- Broadloom®
- DAVAI® 80 SL
- Glyphosate
- Linuron
- LEOPARD®
- SQUADRON® II

## MIXING INSTRUCTIONS

1. Fill clean spray tank ½ to ¾ full of clean water and turn agitation on.
2. Add the required amount of PHANTOM® 240 SL and continue agitation.
3. Add the required amount of non-ionic surfactant and continue agitation.
4. Fill with remaining water.

## ADJUVANT RATE

NIS @ 0.25% v/v

## CROP ROTATIONS

Research studies have shown the following crops can be safely grown in black and grey wooded soil zones the year following a PHANTOM® 240 SL application:

- Alfalfa
- Clearfield® canola
- Field peas
- Lentils
- Spring barley
- Spring wheat

## PRE-HARVEST INTERVALS

- Dry beans, Soybeans: 100 days
- Field peas: 60 days

## STORAGE

Do not freeze.

## GRAZING RESTRICTIONS

- Do not graze or harvest seedling alfalfa within 14 days of treatment.
- Do not graze or harvest field peas for feed within 30 days of treatment.
- Do not graze other treated crops or cut for feed prior to crop maturity.



# PHANTOM® 240 SL

## QUICK TIPS

PHANTOM® 240 SL requires moisture for activation. Soil-applied PHANTOM® 240 SL requires sufficient water within 7 days of application to moisten the soil to a depth of 2 inches for activation. If adequate moisture is not received within 7–10 days of application, perform a shallow inter-row cultivation 2–3 inches deep using a roller or S-tine cultivator to control escaped weeds until the field receives adequate moisture. For early pre-plant applications (soybeans only), more than 7–10 days may elapse before the receipt of adequate precipitation to activate the herbicide and reduce the risk of weed escapes.

See page 70 for additional re-cropping restrictions to consider for this product.





# PYTHON™

PYTHON™ combines 2 powerful actives providing resistance management and broad spectrum weed control.



## ACTIVE INGREDIENT

Imazamox 80 g/L and Bentazon 480 g/L = SL

## APPLICATION RATES AND ACRES TREATED

- Rate: PYTHON™ A: 101 ml/ac; PYTHON™ B: 364 ml/ac
- Acres Treated: 40 ac/case

## PACKAGING

- Case: PYTHON™ A: 1 × 4 L jug; PYTHON™ B: 2 × 7.26 L jug

## WATER VOLUME

- Ground: 40 L/ac (10 US gal/ac)
- Aerial: Do not apply.

## RAINFASTNESS

6 hours

Requires UAN 28% @ 0.810 L/ac – not included.

## REGISTERED CROPS

- Dry beans
- Peas
- Soybeans

## WEEDS CONTROLLED

Unless otherwise noted below, apply to young and actively growing weeds.

Broadleaves: cotyledon – 4 leaf:

- |                                |                                  |                                   |
|--------------------------------|----------------------------------|-----------------------------------|
| • Cleavers*                    | • Redroot pigweed <sup>1</sup>   | • Volunteer canola                |
| • Cow cockle                   | • Prostrate pigweed <sup>1</sup> | (including Clearfield® varieties) |
| • Flixweed                     | • Shepherd's purse               | • Wild buckwheat                  |
| • Green Smartweed              | • Stinkweed                      | • Wild mustard                    |
| • Lamb's quarters <sup>1</sup> | • Stork's bill                   |                                   |

Grasses: 1 – 4 leaf or early tillering:

- |  |   |                                 |
|--|---|---------------------------------|
| • Barnyard grass                           | • Persian darnel  | • Wild oats (including          |
| • Green foxtail                            | • Volunteer barley                                      | Group 1 resistant) <sup>2</sup> |
| (including Group 1 resistant) <sup>2</sup> | • Volunteer canary seed                                 | • Yellow foxtail                |
| • Japanese brome grass*                    | • Volunteer wheat (including non-Clearfield® varieties) |                                 |

\*Suppression only.

<sup>1</sup>PYTHON™ A + PYTHON™ B will provide more consistent control of prostrate pigweed, redroot pigweed and lamb's quarters including Group 2 resistant biotypes.

<sup>2</sup>PYTHON™ A Herbicide will not control weed biotypes that are multiple-resistant to both Group 1 and Group 2 herbicides.

## HOW IT WORKS

The PYTHON™ co-pack combines two powerful actives. PYTHON™ A (imazamox) is systemic, readily absorbed through both leaf and root uptake and PYTHON™ B (bentazon) is a contact herbicide. Good coverage and early application will give the best results.



### CROP STAGING

- Dry beans: After first trifoliate leaf has fully expanded up to 2<sup>nd</sup> trifoliate leaf
- Soybeans: Cotyledon – 4 leaf stage
- Peas: 3 – 6 above ground nodes

### REGISTERED AND SUPPORTED TANK MIXES

- ARROW ALL IN®
- LEOPARD®
- Glyphosate

### MIXING INSTRUCTIONS

1. Fill clean spray tank ½ full with clean water. Start agitation system.
2. Add the required amount of PYTHON™ A. Continue to agitate.
3. Add the correct amount of PYTHON™ B. Continue to agitate.
4. Add UAN 28%.
5. Add recommended amount of adjuvant.
6. Complete filling with remaining water and continue agitation.

### ADJUVANT RATE

- Merge® @ 0.5% v/v
- NORAC MSO @ 0.5% v/v
- Hasten® NT Ultra @ 0.5% v/v
- Agral® 90 @ 0.25% v/v

### CROP ROTATIONS

Barley, Canary seed, Canola, Chickpeas, Corn, Field peas, Flax, Lentils, Oats, Soybeans, Clearfield® sunflowers, Wheat (spring, durum)

If less than 150 mm of rainfall between time of application and August 31, it is strongly recommended to refrain from growing canola, durum or canary seed the following year. Contact your ADAMA representative for details.

### PRE-HARVEST INTERVALS

- Dry beans: 75 days
- Peas: 60 days
- Soybeans: 85 days

### GRAZING RESTRICTION

Do not graze treated crop. Peas may be fed to livestock 30 days after application.

### STORAGE

Do not freeze.



## QUICK TIPS

UAN 28% and an adjuvant are not included in the case but required (a reduction in weed control can be observed without the addition of a nitrogen source). Do not apply PYTHON™ to any crops that have been subjected to stress from conditions such as hail, flooding, hot, humid weather, drought, widely fluctuating temperature conditions, prolonged cold weather or injury from prior herbicide applications; as crop injury may result.

Bentazon is a contact herbicide, apply to small weeds for optimal broadleaf weed control. Apply at 40 L/ac water volume or higher.

See page 70 for additional re-cropping restrictions to consider for this product.



# SQUADRON®

Grassy and broadleaf weed control in a wide variety of crops, most notably lentils, field peas, chickpeas and potatoes. It can work alone or in combination with recommended tank mixes.



## ACTIVE INGREDIENT

75% Metribuzin = WDG

## APPLICATION RATES AND ACRES TREATED

- Rate: 80 – 300 g/ac
- Acres Treated: 15 – 65 ac/jug

## PACKAGING

- 4 × 5 kg jug

## RAINFASTNESS

6 hours

## REGISTERED CROPS

- Chickpeas
- Field peas
- Lentils
- Potatoes (including sprinkler irrigation)
- Processing peas
- Spring barley
- Spring wheat
- Winter wheat

For more information on pre-seed use, see page 24.

## WEEDS CONTROLLED

- Annual bluegrass
- Ball mustard<sup>1,2</sup>
- Barnyard grass
- Bromegrass
- Common chickweed<sup>2,3</sup>
- Common groundsel<sup>1</sup>
- Corn spurry<sup>1</sup>
- Cow cockle
- Downy brome<sup>4</sup>
- Flixweed<sup>4</sup>
- Green foxtail
- Green smartweed<sup>2,3</sup>
- Goose grass
- Hempnettle<sup>2,5</sup>
- Kochia
- Lady's thumb<sup>2,3</sup>
- Lamb's quarters<sup>3</sup>
- Night-flowering catchfly<sup>1</sup>
- Persian dandelion
- Redroot pigweed<sup>1,3</sup>
- Russian thistle<sup>6</sup>
- Shepherd's purse<sup>4</sup>
- Stinkweed<sup>2,3</sup>
- Tartary buckwheat<sup>1</sup>
- Volunteer non-triazine-tolerant canola<sup>2,3</sup>
- Wild buckwheat
- Wild mustard<sup>2,3</sup>
- Wild oats
- Wormseed mustard<sup>1</sup>
- Yellow foxtail

<sup>1</sup>Control at 110 g/ac post-emergence.

<sup>2</sup>Suppression only in chickpeas and lentils as post-emergence application.

<sup>3</sup>Control at 80 g/ac post-emergence.

<sup>4</sup>Control at 225 – 300 g/ac post-emergence.

<sup>5</sup>Suppression at 80 g/ac post-emergence.

<sup>6</sup>Control at 150 g/ac post-emergence.



# SQUADRON®

## HOW IT WORKS

Metribuzin inhibits the photosynthesis of grassy and broadleaf weeds. Used pre-emergent, susceptible weeds and crop seedlings emerge through treated soil, but 2–5 days later the weeds show chlorosis and necrosis. Plants treated post-emergence show chlorosis and necrosis between leaf veins, followed by wilting and death.

## SOIL TYPES AND RESTRICTIONS

The recommended use rates of SQUADRON® are dependent upon soil texture and the organic matter content of the soil being treated: coarse, medium and fine.

The following chart outlines the soil textures included in each of the soil texture groupings:

| Coarse                    | Medium  | Fine  |
|---------------------------|---|---|
| Loamy sand,<br>Sandy loam | Loam, Silt loam, Silt,<br>Sandy clay loam, Sandy clay | Silty clay loam, Silty clay,<br>Clay loam, Clay |

- On variable soils with coarse sandy areas, some crop injury may occur on the sandy areas if the rate used is for the finer soil type.
- Sandy loam and silty clay loam soils are transitional soils and may be classified as medium-textured soils in some regions.
- Do not use this product on muck soils. If SQUADRON® is applied to muck soils, subsequent crops may be injured.
- Do not use on coarse soils with less than 2% organic matter.

## REGISTERED AND SUPPORTED TANK MIXES

Spring wheat and spring barley (post-emergent):

- MCPA amine
- 2,4-D amine
- Banvel® II
- Dicamba
- Target® Liquid

Field peas (post-emergent):

- MCPA sodium salt
- PHANTOM® 240 SL
- Venture® L

**APPLICATION TIMING AND CROP STAGING**

| Crop       | Crop Stage   | Application Method  |
|------------|--|---|
| Barley     | 2 – 5 leaf   | Post-emergence  |
| Wheat      | 2 – 5 leaf   | Post-emergence  |
| Field peas | Pea vines must be less than 6 inches long at time of post-emergent application.                    | Post-emergence incorporated (spring and fall)   |
| Chickpeas  | 1 – 3 above ground nodes   | Post-emergence  |
| Lentils    | Vines must be less than 6 inches long or in 3 – 5 node stage.                                      | Post-emergence incorporation (fall)   |
| Potatoes   | First use on a potato variety should be limited to a small test area to ensure varietal tolerance. | Post-emergence incorporated. Refer to the label for sprinkler irrigation application. |

**CROP ROTATIONS**

Rotational crops such as non-triazine-tolerant canola (rapeseed) are sensitive to SQUADRON® and may be injured if seeded in soil treated with SQUADRON® during the year of application or the following crop year.

Fall seeded or cover crops such as wheat, oats and rye may be injured when seeded within the same season as the application of SQUADRON®.

**GRAZING**

- Do not graze treated wheat or barley for 30 days after application.
- Do not graze peas, chickpeas or lentils for 70 days after application.



# NOTES

## RE-CROPPING RESTRICTIONS FOR DAVAI® 80 SL, DAVAI A PLUS™, DAVAI® Q PLUS, PHANTOM® 240 SL AND PYTHON™

There are several factors that effect the re-cropping following an Imidazolinone application. These include in order of importance:

1. Product: With imazethapyr for example being more persistent than imazamox.
2. Soil moisture: Need > 125 mm (5") of rain between herbicide application and Aug. 31 in the year of application.
3. Organic matter: Brown soil zone (< 3% organic matter) are more susceptible to carry over crop injury the year after application.
4. Rate: Depending on the crop and rates, soil residues can be an issue.
5. Soil pH: Persists longer in a pH < 5.5 – 6.

Depending on the following crop the level of sensitivity will vary. Please contact your local ADAMA ABM for more details.



# 2,4-D ESTER 700

Provides reliable control of broadleaf weeds and great tank-mix flexibility in wheat, barley, rye and other crops.



## ACTIVE INGREDIENT

2,4-D Ester 2 EH Ester 660 g/L = EC

## APPLICATION RATES AND ACRES TREATED

- Rate: 200 – 600 ml/ac
- Acres Treated: 17–50 ac/jug; 200–600 ac/drum; 1,665–5,000 ac/tote

## PACKAGING

- Case: 2 × 10 L jugs
- Bulk: 120 L drums
- Tote: 1,000 L

## WATER VOLUME

- Ground: 12.5 – 50 L/ac (5–15 US gal/ac)
- Aerial: Minimum 12 L/ac (3 US gal/ac)

## RAINFASTNESS

- Avoid applying when rain is forecast.

## REGISTERED CROPS

- Barley
- Field corn
- Rye (spring, fall)
- Wheat (spring, winter)

See registered label for timing and rates for each crop.

## WEEDS CONTROLLED

| Susceptible Weed   | Timing                                   | Rate  |
|--|--|---|
| Annual sow thistle   |  | Small seedlings (2–4 leaf), growing rapidly, good growing conditions: 200–300 ml/ac |
| Bluebur  | Before 4-leaf stage                      |   |
| Burdock  | Before 4-leaf stage                      |   |
| Cocklebur, Daisy fleabane, False flax, False Flixweed, Giant ragweed, Goat's beard, Kochia, Lamb's quarters, Mustards (except Dog and Tansy)                                       |  | Large weeds, dry or cold weather, heavy infestations: 300 ml/ac                     |
| Narrow-leaved hawk's beard   | In fall, and at 1–2 leaf stage in spring |   |
| Plantain, Prickly lettuce, Ragweeds, Redroot pigweed, Russian pigweed, Russian thistle, Shepherd's purse, Stinging nettle, Stinkweed, Sweet clover (seedling), Thyme-leaved spurge |  | Resistance increases with age.  |
| Volunteer canola <sup>1</sup>  | 1–4 leaf stage                           |   |
| Wild radish, Wild (prairie) sunflower  |  |   |

<sup>1</sup> All types.





# 2,4-D ESTER 700

| Harder-to-Control Weed  | Timing              | Rate  |
|---|---------------------|---|
| Curled dock   | Before 4-leaf stage | Small seedlings (2 – 4 leaf), growing rapidly, good growing conditions: 400 – 500 ml/ac               |
| Dog mustard, Field pepper-grass, Flixweed (if treated before bolting in spring), Groundsel, Hairy galinsoga, Hawkweed, Heal-all   |                     |   |
| Knotweed  | Before 4-leaf stage | Large weeds, dry or cold weather, heavy infestations: 500 ml/ac<br><br>Resistance increases with age. |
| Narrow-leaved hawk's beard (if treated before bolting in spring), Oak-leaved goosefoot, Pineappleweed, Prostrate pigweed, Purslane, Sheep sorrel, Tansy mustard, Tumble pigweed, Velvetleaf |                     |   |
| Volunteer canola <sup>1</sup>   | 4 – 6 leaf stage    |   |

<sup>1</sup> All types.

| Very-Hard-to-Control Weed  | Timing   | Rate  |
|--|--|---|
| Biennial wormwood, Blue lettuce, Bull thistle, Burdock, Buttercup, Canada thistle, Chicory, Curled dock, Dandelion, Field bindweed, Field chickweed <sup>2</sup> , Field horsetail <sup>2</sup> , Gumweed, Hedge bindweed                                    |  | Small seedlings (2 – 4 leaf), growing rapidly, good growing conditions: 400 – 500 ml/ac               |
| Hempnettle <sup>2</sup>  | If treated before 4-leaf stage                   |   |
| Hoary cress, Lady's thumb <sup>2</sup> , Leafy spurge, Mouse-eared chickweed <sup>2</sup> , Perennial sow thistle, Russian knapweed, Scentless mayweed, Smartweed <sup>2</sup> , Tartary buckwheat, Teasel, Volunteer sunflower, Wild buckwheat <sup>2</sup> |  | Large weeds, dry or cold weather, heavy infestations: 500 ml/ac<br><br>Resistance increases with age. |
| Yellow rocket  | Controlled with applications before 4-leaf stage |   |

<sup>2</sup> Use highest listed rate for suppression.

## HOW IT WORKS

Systemic activity hinders plant cell growth in newly forming stems and leaves promoting uncontrolled, unsustainable growth, causing stem curl-over, leaf withering and eventual plant death.





# 2,4-D ESTER 700

## CROP STAGING

| Crop   | Timing  | Rate   |
|--|---|--|
| Barley, Rye, Wheat (spring, winter)                | Pre-seed or pre-emergent  | 200-500 ml/ac  |
| Winter wheat, Fall rye                             | Pre-seed or pre-emergent  | 200-500 ml/ac  |
| Barley, Rye, Wheat (spring, winter)                | 4 leaf to flag leaf   | Up to 500 ml/ac  |
| Winter wheat, Fall rye                             | In spring, from full tillering to shot blade stage. Do not apply during and after flag leaf stage. Do not apply to seedling cereals in fall.  | Up to 300 ml/ac  |
| Field corn   | Before corn is 6 inches tall or before the 6-leaf stage. Application at later stages will damage corn. If applying at later stage, use a shielded spray, keep spray off corn foliage. Do not apply within 2 weeks of silking and tasseling. | Up to 300 ml/ac  |
| Established grasses for forage and seed production | In spring, up to shot blade of grasses or in fall after harvest. Application during flower or pollination development will reduce seed yield.   | Up to 300 ml/ac (for seed production)<br>Up to 600 ml/ac (hay and pasture crops) |

## REGISTERED AND SUPPORTED TANK MIXES

- BISON® 400 L
  - BUMPER® 432 EC
  - Traxos®
  - BROMOTRIL®
  - INVOLVE® 50 WDG
- Pre-seed
- BROMOTRIL®
  - Glyphosate
  - INVOLVE® 50 WDG

## MIXING INSTRUCTIONS

1. ½ fill the tank with clean water.
2. Add the required amount of ADAMA 2,4-D Ester 700 and agitate thoroughly.
3. Add any tank-mix partners.
4. Fill the tank and agitate again before use.

## CROP ROTATIONS

No restrictions.

## PRE-HARVEST INTERVAL

90 days

## GRAZING RESTRICTIONS

30 days

## STORAGE

May be stored at any temperature. Shake well before using.

## QUICK TIPS

Avoid spray drift to any off target vegetation. Coarse sprays are less likely to drift. Do not spray during periods of high winds.



# ADAMA GLUFOSINATE 150 SL

Reliable formulation for post-emergent control of almost 30 broadleaf and grassy weeds for use in glufosinate-ammonium-tolerant canola and soybean.

## ACTIVE INGREDIENT

Glufosinate ammonium 150 g/L = SL

## APPLICATION RATES AND ACRES TREATED

- Rate: 0.8 – 1.62 L/ac
- Acres treated: 17 – 34 ac/case;  
67 – 135 ac/drum; 267 – 540 ac/tote

## PACKAGING

- Case: 2 x 13.5 L jug
- Drum: 108 L
- Tote: 432 L

## WATER VOLUME

- Ground: 45 L/ac (12 US gal/ac)
- Aerial: 23 L/ac (6 US gal/ac)

## RAINFASTNESS

4 hour



## REGISTERED CROPS

- Glufosinate-ammonium-tolerant canola
- Glufosinate-ammonium-tolerant soybeans

## WEEDS CONTROLLED

### BROADLEAF WEEDS:

- |                               |                         |                    |
|-------------------------------|-------------------------|--------------------|
| • Canada thistle <sup>1</sup> | • Kochia                | • Shepherd's purse |
| • Cleavers                    | • Lady's thumb          | • Smartweed        |
| • Common chickweed            | • Lamb's quarters       | • Stinkweed        |
| • Cow cockle                  | • Perennial sow thistle | • Stork's bill     |
| • Dandelion                   | • Redroot pigweed       | • Volunteer flax   |
| • Flixweed                    | • Round-leaved mallow   | • Wild buckwheat   |
| • Hemp-nettle                 | • Russian thistle       | • Wild mustard     |
| •                             | • Scentless chamomile   |                    |

### GRASSES

- |                  |                                 |                   |
|------------------|---------------------------------|-------------------|
| • Barnyard grass | • Quackgrass <sup>3</sup>       | • Volunteer wheat |
| • Green foxtail  | • Volunteer barley <sup>2</sup> | • Wild oats       |

<sup>1</sup>Top growth suppression only

<sup>2</sup>Suppression only

<sup>3</sup>Season-long control for heavy populations at 1.62 L/ac

## HOW IT WORKS

ADAMA GLUFOSINATE 150 SL is a non-selective herbicide that provides control of a broad spectrum of grassy and broadleaf weeds in canola and soybean varieties and hybrids that are specially developed to be tolerant to glufosinate ammonium.

ADAMA GLUFOSINATE 150 SL is a contact herbicide with limited translocation within the plant. Control is best when weeds are actively growing and not under stress



# ADAMA GLUFOSINATE 150 SL

## CROP STAGING

| Crop     | Timing  | Rate  |
|----------|---|---|
| Canola   | Apply from the cotyledon stage up until, but prior to, the early bolting stage of canola. | One (1) pass: 1.35 – 1.62 L/ac<br>Two (2) passes:<br>1.35 L/ac followed by 1.35 L/ac (and up to 1.62 L/ac)<br>OR<br>1.62 L/ac followed by 1.35 L/ac<br>NOTE: Do not apply more than a total of 2.97 L/ac in one season. |
| Soybeans | Apply from the cotyledon to the flowering stage of the crop.                              | 0.8 – 1.35 L/ac   |

NOTE: Please refer to label for additional rates.

## REGISTERED AND SUPPORTED TANK MIXES

Herbicides:

· Facet® L

· ARROW ALL IN®

· LEOPARD®

## MIXING INSTRUCTIONS

1. Fill the tank  $\frac{3}{4}$  full with clean water.
2. Add the correct amount of ADAMA GLUFOSINATE 150 SL.
3. Add the remaining amount of water, begin agitation, and spray out immediately.

## CROP ROTATIONS

Buckwheat, barley, millet, oats, rye, sorghum, triticale: 70 days

All other crops (except field corn, canola and soybeans, dry common beans (not grown for seed), alfalfa, carrots, lettuce, onion and potatoes): 120 days

## PRE-HARVEST INTERVAL

Canola: 60 days

Soybeans: 70 days

## GRAZING RESTRICTIONS

Canola:

- Grain and meal from treated crop can be fed to livestock.
- Do not graze the treated crop or cut for hay; sufficient data is not available to support such use.

Soybeans: 20 days

## STORAGE

Do not freeze.

## QUICK TIPS

ADAMA GLUFOSINATE 150 SL can be weak on some annual grasses. If these species are not adequately controlled with a residual herbicide, it may be advantageous to include a grass herbicide such as LEOPARD® or ARROW ALL IN® with the post-emergent glufosinate application.

ADAMA GLUFOSINATE 150 SL activity is maximized in warm, sunny weather.

ADAMA GLUFOSINATE 150 SL, as with all ADAMA products, is fully supported by a sales, service and agronomic teams across all Western Canadian provinces.



# ARMORY® 240

Provides fast drydown of crops, protecting yield and grade, and reducing disease transmission late in the season.



## ACTIVE INGREDIENT

Diquat 240 g/L = EC

## APPLICATION RATES AND ACRES TREATED

- Ground Rate: 360–1420 ml/ac
- Aerial Rate: 690–930 ml/ac
- Acres Treated: 7–28 ac/jug; 83–333 ac/drum; 320–1,250 ac/450 L tote; 700–2,775/1,000 L tote

**Beans (White and Red-Kidney Beans, Soybeans and Adzuki), lentils, field peas, chickpeas, canola, mustard, flax, sunflowers:**

- Ground: 500–690 ml/ac
- Aerial: 690–930 ml/ac

### Legumes:

- Ground: 690–1090 ml/ac
- Aerial: 690–1090 ml/ac

### Potatoes:

- Ground: 510–1420 ml/ac
- Aerial: 690–930 ml/ac

### Oats:

- Ground: 360–510 ml/ac

## PACKAGING

- Case: 2 × 10 L jugs
- Bulk: 120 L drums
- Tote: 450 L; 1,000L

## WATER VOLUME

- Ground: 90–200 L/ac (24–53 US gal/ac)
- Aerial: Minimum 18 L/ac (5 US gal/ac)

## RAINFASTNESS

30 minutes

## REGISTERED CROPS

- |              |              |
|--------------|--------------|
| • Beans      | • Lentils    |
| • Canola     | • Mustard    |
| • Chickpeas  | • Oats       |
| • Field peas | • Potatoes   |
| • Flax       | • Soybeans   |
| • Legumes    | • Sunflowers |

## USES AND WEEDS CONTROLLED

- |                       |                                  |
|-----------------------|----------------------------------|
| • Potato vines        | • Desiccation for pulse, oilseed |
| • Corn spurry in oats | and legume forage seed crops     |

## HOW IT WORKS

ARMORY® 240 works on contact to disrupt plant cells and is rainfast in 30 minutes, leading to more rapid drydown of plants and weeds when compared to systemic herbicides. Harvesting can typically begin within 4–10 days, depending on crop and weather conditions.



# ARMORY® 240

## REGISTERED AND SUPPORTED TANK MIXES

- Agral® 90, LI 700®, Liberate® and other NIS
- Carfentrazone

## MIXING INSTRUCTIONS

1. Fill tank  $\frac{3}{4}$  full with clean water.
2. Start agitation and continue throughout mixing and spraying.
3. Add correct amount of ARMORY® 240.
4. Add Agral® 90 adjuvant at 0.1% v/v or LI 700® at 0.25% v/v.
5. Fill with remaining water.

## ADJUVANT RATE

- LI 700® @ 0.25% v/v
- Non-ionic surfactant (NIS) @ 0.10% v/v

## GRAZING RESTRICTIONS

Crop waste remaining after harvest (e.g. pea vines, alfalfa stems) may be used as a feed supplement for livestock.

## STORAGE

Do not freeze.

### QUICK TIPS

Best results under cloudy conditions or in the evening. Suggested conditions for aerial applications are a temperature below 25° C, humidity above 50% and wind speed below 9 km/hr at flying height.



# MCPA ESTER 600

Provides reliable post-emergent control of broadleaf weeds and great tank-mix flexibility in wheat, barley, rye, oats, flax, pasture and non-cropland areas.



## ACTIVE INGREDIENT

MCPA Ester 600 g/L = EC

## APPLICATION RATES AND ACRES TREATED

- Rate: 285 – 425 ml/ac
- Acres Treated: 24 – 35 ac/jug; 270 – 404 ac/drum

## PACKAGING

- Case: 2 × 10 L jugs
- Bulk: 115 L drums

## WATER VOLUME

- Ground: 40 – 75 L/ac or 10 – 20 US gal/ac
- Aerial: 10 L/ac or 3 US gal/ac (crop specific)

## RAINFASTNESS

Avoid applying when rain is forecast.

## REGISTERED CROPS

| Crop                                    | Timing*  | Rate   |
|---|--|--|
| Barley, Rye, Wheat (spring, durum)      | From the 3-leaf expanded to the early flag-leaf stage. From milk stage to maturity.  | Up to 425 ml/ac  |
| Fall Rye, Winter Wheat                  | In spring, from full tillering to the shot blade stage. Do not apply during and after the flag-leaf stage. Do not apply to seedling winter cereals in the fall. GROUND APPLICATION ONLY. | Up to 425 ml/ac  |
| Flax (non-low linolenic acid varieties) | When flax is between 5 cm in height to before bud stage. To minimize crop injury, spray at early growth stages, in the evening, and use higher water volumes.                            | Up to 285 ml/ac<br>Caution: Early crop injury may be observed, but yield should not be affected. |
| Oats (not underseeded with legumes)     | From the 1-leaf expanded to the early flag-leaf stage.   | Up to 365 ml/ac  |

\*Do not apply more than one treatment per year.





# MCPA ESTER 600

## WEEDS CONTROLLED

### Susceptible weeds<sup>2</sup>:

- Annual sunflower
- Burdock<sup>4</sup>
- Cocklebur
- Flixweed<sup>1</sup>
- Lamb's quarters
- Mustards (except Dog and Tansy)
- Plantain
- Prickly lettuce
- Ragweeds
- Russian pigweed<sup>1</sup>
- Shepherd's purse<sup>1</sup>
- Stinkweed
- Vetch
- Wild radish

### Harder-to-control weeds<sup>3</sup>:

- Annual sow thistle
- Biennial wormwood
- Blue lettuce<sup>1</sup>
- Bluebur
- Canada thistle<sup>1</sup>
- Corn spurry<sup>1</sup>
- Curled dock
- Dandelion
- Dog mustard
- Field bindweed<sup>1</sup>
- Field horsetail<sup>1</sup>
- Field pepper grass
- Goat's beard
- Gumweed
- Hairy galinsoga
- Hedge bindweed<sup>1</sup>
- Hempnettle<sup>4</sup>
- Hoary cress<sup>1</sup>
- Kochia
- Lady's thumb<sup>1</sup>
- Leafy spurge<sup>1</sup>
- Oak-leaved goosefoot
- Perennial sow thistle<sup>1</sup>
- Purslane
- Redroot pigweed
- Russian knapweed<sup>1</sup>
- Russian thistle
- Smartweed<sup>1</sup>
- Sweet clover<sup>5</sup>
- Tansy mustard
- Tartary buckwheat

<sup>1</sup> Use highest listed rate

<sup>2</sup> Small seedlings (2–4 leaf), growing rapidly, good growing conditions: 235 ml/ac  
Large weeds, dry or cold weather, heavy infestations: 365 ml/ac. Susceptibility decreases with age.

<sup>3</sup> Small seedlings (2–4 leaf), growing rapidly, good growing conditions: 425 ml/ac  
Large weeds, dry or cold weather, heavy infestations: 610 ml/ac. Susceptibility decreases with age.

<sup>4</sup> Before 4-leaf stage

<sup>5</sup> Seedlings

## HOW IT WORKS

Systemic post-emergence phenoxy herbicide that acts as a plant growth regulator to control broadleaf weeds by stimulating nucleic acid and protein synthesis, which impacts the cell division and respiration causing malformed leaves, stems and roots.

## REGISTERED AND SUPPORTED TANK MIXES

### Herbicides:

- BADGE®
- Barricade® II
- BISON® 400 L
- BRAZEN™ II
- BROMOTRIL®
- LADDER ALL IN®
- Travallas®

### Fungicides:

- BUMPER® 432 EC

## MIXING INSTRUCTIONS

1. ½ fill the tank with clean water.
2. Add the required amount of ADAMA MCPA Ester 600 and agitate thoroughly.
3. Add any tank-mix partners.
4. Fill the tank and agitate again before use.





# MCPA ESTER 600

## CROP ROTATIONS

No restrictions.

## PRE-HARVEST INTERVAL

7 days

## GRAZING RESTRICTIONS

7 days

## STORAGE

May be stored at any temperature.

### QUICK TIPS

If product is exposed to temperatures below  $-20^{\circ}\text{C}$ , it should be warmed to at least  $5.0^{\circ}\text{C}$  and mixed thoroughly before using.

Always read and follow registered product label instructions. It is an offence under the Pest Control Products Act to use this product in a way that is inconsistent with the directions on the label.



# INSECTICIDE

.....

PEST CONTROL



## INSECTICIDE

|                        |    |
|------------------------|----|
| CORMORAN® .....        | 83 |
| SILENCER® 120 EC ..... | 85 |
| SOMBRERO® 600 FS ..... | 87 |
| ZIVATA™ .....          | 89 |



# CORMORAN®

Multiple modes of action for resistance management of Colorado potato beetle control in potatoes as well as a wide range of other insects in specialty crops.



## ACTIVE INGREDIENT

Novaluron 100 g/L and Acetamiprid 80 g/L = EC

## APPLICATION RATES AND ACRES TREATED

- Rate: 180 – 360 ml/ac
- Acres Treated: 28 – 56 ac/jug

## PACKAGING

- Case: 2 × 10.08 L jugs

## WATER VOLUME

- Ground: 80 – 400 L/ac (20 – 105 US gal/ac)
- Aerial: Do not apply.

## RAINFASTNESS

Avoid application when heavy rain is forecast.

## REGISTERED CROPS

- Alfalfa (grown for seed)
- Potatoes
- Sweet corn

## KEY INSECTS CONTROLLED

- Alfalfa looper
- Alfalfa plant bug
- Aphids
- Armyworm
- Cabbage looper
- Colorado potato beetle
- European corn borer
- Leafhopper
- Lygus bug

## HOW IT WORKS

CORMORAN® kills insect eggs by contact and larvae by ingestion. Containing 2 modes of action, CORMORAN® provides both rapid knockdown and residual control of insect pests.

**CROP STAGING AND RATES**

| Crop                     | Insects Controlled           | Rate            | Application Instructions  |
|--------------------------|------------------------------|-----------------|---|
| Potatoes                 | Colorado potato beetle       | 180 – 280 ml/ac | For Colorado potato beetle, do not apply more than twice to a single generation and do not apply to successive generations. Do not apply more than once every 10 – 14 days.   |
|                          | Armyworm, Cabbage looper     | 180 – 300 ml/ac |   |
|                          | Leafhopper                   | 200 – 300 ml/ac |   |
|                          | Aphids, European corn borer  | 260 – 300 ml/ac |   |
| Sweet corn               | Aphids                       | 200 – 280 ml/ac | Applications per season: 2, no more than once every 21 days. Use the higher rate for heavy infestations.  |
| Alfalfa (grown for seed) | Alfalfa plant bug, Lygus bug | 300 – 360 ml/ac | Apply prior to bloom up to when 50% of seed pods are ripe. Use higher rate for heavier infestations. Applications per season: 2. Do not apply more than once in 7 days. Do not exceed more than 720 ml/ac per season. |

**MIXING INSTRUCTIONS**

1. Fill clean tank ½ full with clean water and start agitation.
2. Add required amount of CORMORAN® to the spray tank, while agitating.
3. Fill remainder of tank. Increase agitation if necessary to maintain surface action.
4. Maintain continuous agitation during application to assure uniform suspension. If mixture sits without agitation for extended periods, agitate the mixture for at least 10 minutes before use.

**CROP ROTATIONS**

No restrictions.

**PRE-HARVEST INTERVALS**

- Potatoes: 7 days
- Sweet corn: 10 days
- Alfalfa (grown for seed): 14 days

**STORAGE**

- Store in original, tightly closed container.
- Do not ship or store near food, feed, seed and fertilizers.
- Store in cool, dry, locked, well-ventilated area without floor drain.
- Keep away from fire or open flame, or other sources of heat.

**QUICK TIPS**

Consider early applications (before petal fall) of CORMORAN® to allow beneficial insects to build up later in the season. To minimize the possibility of transient effects on honeybee brood development, do not use CORMORAN® on blooming crops when bees are actively foraging. If orchards have been historically infested with mites or aphids, be sure to scout regularly and use miticides to control their populations.



# SILENCER® 120 EC

Most trusted active ingredient used in Western Canada to control a wide range of insects in field, tree fruit and horticulture crops.



## ACTIVE INGREDIENT

Lambda-cyhalothrin 120 g/L = EC

## APPLICATION RATES AND ACRES TREATED

- Rate: 17 – 94 ml/ac; standard rate: 34 ml/ac
- Acres Treated: 40 – 220 ac/jug; standard rate: 110 ac/jug
- Standard rate is applicable for most pests, refer to label for more information.

## PACKAGING

- Case: 4 × 3.785 L jugs

## WATER VOLUME

- Ground: 40 – 80 L/ac (10 – 20 US gal/ac)
- Aerial: 4 – 16 L/ac (1 – 4 US gal/ac)

## RAINFASTNESS

1 hour

## REGISTERED CROPS

- |                                 |                |
|---------------------------------|----------------|
| • Alfalfa                       | • Corn (field) |
| • Beans                         | • Flax         |
| • Canola                        | • Potatoes     |
| • Cereals (wheat, barley, oats) | • Soybeans     |

SILENCER® 120 EC is registered for use on more than 30 crops; refer to the label for more information.

## KEY INSECTS CONTROLLED

- |                                   |                        |
|-----------------------------------|------------------------|
| • Alfalfa weevil                  | • Fall armyworm        |
| • Armyworm                        | • Grasshoppers         |
| • Bean aphid                      | • Imported cabbageworm |
| • Bertha armyworm                 | • Lygus bug            |
| • Cabbage looper                  | • Pea aphid            |
| • Cabbage seedpod weevil (adults) | • Potato flea beetle   |
| • Corn earworm                    | • Potato leafhopper    |
| • Crucifer flea beetle            | • Soybean aphid        |
| • Cutworms                        | • Tarnished plant bug  |
| • Diamondback moth larvae         | • Tuber flea beetle    |
| • European corn borer             |                        |

## HOW IT WORKS

Fast-acting stomach and contact insecticide.



# SILENCER® 120 EC

## APPLICATION TIMING AND CROP STAGING

**Bertha Armyworm:** Apply when the insects are at a vulnerable stage (early larval instars). Consult provincial guidelines for treatment threshold and advice.

**Diamondback Moth Larvae:** Apply when the insects are at a vulnerable stage (early larval instars). Consult provincial guidelines for treatment threshold and advice.

**Flea Beetles:** Begin scouting for feeding damage within a week of emergence. Apply to crop at first signs of feeding. SILENCER® 120 EC can also be used to spray a 15 m strip around the field edge to reduce insect migration.

**Grasshoppers:** Apply the low rate (26 ml/ac) up to the 3rd nymphal stage (1 cm long), or when insect numbers are low. Apply the high rate (34 ml/ac) when grasshoppers are larger, up to but not including winged adults (up to 2.5 cm in length) or when insect numbers are high.

**Potato Insects (except Colorado Potato Beetle):** Apply when insects or feeding damage appears. Timing of applications should be based on the presence of vulnerable pest developmental stages and significant populations as determined by local monitoring.

Consult the label for complete crop list and insect timing.

## REGISTERED AND SUPPORTED TANK MIXES

### Herbicides:

- Assert® 300 SC
- BISON® 400 L
- BRAZEN™ II
- Everest® 3.0
- LADDER ALL IN®
- SQUADRON® II

### Fungicides:

- Allegro®
- BUMPER® 432 EC
- SORATEL™
- TOPNOTCH™

## MIXING INSTRUCTIONS

Confirm compatibility in advance by premixing small proportional quantities of water with SILENCER® 120 EC and the tank-mix partner.

## CROP ROTATIONS

No restrictions the year following treatment.

## PRE-HARVEST INTERVALS

- Corn (field): 21 days
- Legumes (soybeans, beans, field peas, faba beans, chickpeas, lentils): 21 days
- Oilseeds: 7 days
- Potatoes: 7 days
- Timothy: 14 days
- Wheat, Barley, Oats: 28 days

## GRAZING RESTRICTIONS

DO NOT cut treated fields for silage/forage. DO NOT graze treated fields. DO NOT feed treated crops to livestock. For grasses/non-grasses grown for seed production only, DO NOT feed seed screenings and aftermath to livestock.

## STORAGE

Do not freeze.

## QUICK TIPS

Apply below temperatures of 25° C. Apply in the evening or early morning when temperatures are cool to get the best control.  
Wait 24 hours before re-entry.



# SOMBRERO® 600 FS

Flexible seed treatment partner that gives you long-lasting, early season control of wireworms and flea beetles – in cereals, oilseeds, soybeans and corn.



## ACTIVE INGREDIENT

Imidacloprid 600 g/L = SC

## APPLICATION RATES AND ACRES TREATED:

Please refer to the label for application rates or the table below as these vary based on seed type.

## PACKAGING

- Case: 8 × 1.54 L jugs

## WATER VOLUME

Dilute in sufficient liquid to achieve uniform coverage on the seed.

## RAINFASTNESS

N/A

## REGISTERED CROPS

- |                       |                        |                 |
|-----------------------|------------------------|-----------------|
| • Barley              | • Mustard <sup>1</sup> | • Wheat (durum, |
| • Canola <sup>1</sup> | • Oats                 | spring, winter) |
| • Corn <sup>1</sup>   | • Soybeans             |                 |

<sup>1</sup>Registered for use on this seed in commercial seed treatment facilities only.

## KEY INSECTS CONTROLLED

- |                    |                    |                 |
|--------------------|--------------------|-----------------|
| • Bean leaf beetle | • Flea beetle      | • Soybean aphid |
| • Corn flea beetle | • Seed corn maggot | • Wireworms     |

## HOW IT WORKS

SOMBRERO® 600 FS contains a proven, highly effective seed treatment insecticide that gives you broad-spectrum control of above and below ground pests. Once treated seed is planted, the active ingredient in SOMBRERO® 600 FS is released and forms a protective barrier around the seed. As the plant grows, systemic action transports SOMBRERO® 600 FS throughout the developing stem and leaves, ensuring lasting insect control and giving the crop the defense to grow to its potential.

## REGISTERED AND SUPPORTED TANK MIXES

- |                      |                 |                      |
|----------------------|-----------------|----------------------|
| • Allegiance®        | • Insure® Pulse | • Trilex® EverGol®   |
| • Apron Maxx® RTA®   | • Rancona® Trio | • Vibrance® Quattro  |
| • EverGol® Energy    | • Raxil® MD     | • Vibrance® Maxx RFC |
| • Insure® Cereal FX4 | • Raxil® Pro    |                      |

## MIXING INSTRUCTIONS

1. Add fungicide.
2. Add coating agents.
3. Add SOMBRERO® 600 FS.





# SOMBRERO® 600 FS

## APPLICATION RATES

A colourant **MUST** be added in accordance with the PCP Act and the Seeds Act Regulations.

| Crop  | Insect   | Rate                          | Application Information   |
|---|--|-------------------------------|---|
| Barley,<br>Oats, Wheat<br>(durum,<br>spring,<br>winter) | Wireworms  | 17 – 50 ml/<br>100 kg seed    | Dilute in sufficient liquid to achieve uniform coverage on the seed.  |
| Canola/<br>Mustard                                      | Flea beetle  | 667 – 1333 ml/<br>100 kg seed | In areas where flea beetle populations are high, use the higher application rate.   |
| Corn, Field<br>corn for seed<br>production              | Wireworms  | 21.3 ml/<br>80,000 seeds      | Dilute in sufficient water to achieve uniform coverage on the seed. Ensure seed is adequately coloured. Other polymers and coating materials may be required.   |
| Field corn<br>for seed<br>production                    | Corn flea<br>beetle  | 80 ml/<br>80,000 seeds        |   |
| Soybeans  | Soybean<br>aphid,<br>Bean leaf<br>beetle,<br>Seedcorn<br>maggot,<br>Wireworm | 104 – 208 ml/<br>100 kg seed  | Use the higher rate for early planting, when insect populations are expected to be high, and to extended control period for aphids.<br><br>Dilute in sufficient liquid to achieve uniform coverage on the seed. |

## STORAGE

- Do not freeze.
- Agitate vigorously before using.

## USE RESTRICTIONS<sup>1</sup>

1. Do not use treated seed for food, feed or oil processing.
2. Do not graze or feed livestock on treated areas for 4 weeks after planting.
3. Mustard greens grown or harvested from SOMBRERO® 600 FS treated seed can't be used for human consumption.
4. Treated canola, rapeseed or mustard (condiment type only) seed stored for periods exceeding 6 months may decrease in germination at a faster rate than untreated seed. Treated seed stored for more than 6 months should be tested for germination before planting. Do not store treated seed above 25° C or in direct sunlight.
5. This chemical demonstrates the properties and characteristics associated with chemicals detected in ground water. Using it in areas where soils are permeable, or the water table is shallow, may result in ground water contamination.

<sup>1</sup>All bags containing treated seed must be labelled or tagged. Please see label for instructions.

## QUICK TIPS

For optimal insect control, make sure to get good coverage.  
For resistance management, rotate SOMBRERO® 600 FS with different groups that control the same pests in a field.



# ZIVATA™

An innovation in insect control giving you the same trusted results in a more sustainable formulation with a better user experience.

**Low VOC**

FORMULATION TECHNOLOGY

## ACTIVE INGREDIENT

Lambda-cyhalothrin 120g/L as an EC

## APPLICATION RATES AND ACRES TREATED

- Rate: 17 – 94 ml/ac; standard rate for most pests: 34 ml/ac
- Acres Treated: 45 – 240 ac/jug; standard rate: 120 ac/jug

## PACKAGING

- Case: 2 × 4.08 L jugs

## WATER VOLUME

- Ground: 40 – 80 L/ac (10 – 20 US gal/ac)
- Aerial: 4 – 16 L/ac (1 – 4 US gal/ac)

## RAINFASTNESS

1 hour

## REGISTERED CROPS

- |                                 |                |
|---------------------------------|----------------|
| • Alfalfa                       | • Corn (field) |
| • Beans                         | • Flax         |
| • Canola                        | • Potatoes     |
| • Cereals (wheat, barley, oats) | • Soybeans     |

ZIVATA™ is registered for use on more than 30 crops; refer to the label for more information.

## KEY INSECTS CONTROLLED

- |                                   |                        |
|-----------------------------------|------------------------|
| • Alfalfa weevil                  | • Fall armyworm        |
| • Armyworm                        | • Grasshoppers         |
| • Bean aphid                      | • Imported cabbageworm |
| • Bertha armyworm                 | • Lygus bug            |
| • Cabbage looper                  | • Pea aphid            |
| • Cabbage seedpod weevil (adults) | • Pea leaf weevil      |
| • Corn earworm                    | • Potato flea beetle   |
| • Crucifer flea beetle            | • Potato leafhopper    |
| • Cutworms                        | • Soybean aphid        |
| • Diamondback moth larvae         | • Tarnished plant bug  |
| • European corn borer             | • Tuber flea beetle    |

## HOW IT WORKS

ZIVATA™ is a synthetic pyrethroid insecticide formulated with an improved, plant-based solvent that offers fast-acting stomach and contact effects against a broad spectrum of insect pests. This renewably sourced formulation has low volatile organic properties and improves the user experience with a reduced drift potential and product volatility.

**REGISTERED AND SUPPORTED TANK MIXES****Herbicides:**

- Assert®
- BISON® 400 L
- BRAZEN™ II
- Everest®
- LADDER ALL IN®
- SQUADRON® II

**Fungicides:**

- Allegro®
- BUMPER® 432 EC
- SORATEL™
- TOPNOTCH™

**MIXING INSTRUCTIONS**

Compatibility should always be confirmed by premixing small proportional quantities of water, ZIVATA™, and the tank-mix partner in advance.

**CROP ROTATIONS**

No restrictions.

**PRE-HARVEST INTERVALS**

- |  |                                |
|--|--------------------------------|
| • Corn (field): 21 days  | • Oilseeds: 7 days             |
| • Legumes (soybeans, beans, field peas, faba beans, chickpeas, lentils): 21 days | • Potatoes: 7 days             |
|  | • Timothy: 14 days             |
|  | • Wheat, Barley, Oats: 28 days |

**GRAZING RESTRICTIONS**

DO NOT cut treated fields for silage/forage. DO NOT graze treated fields. DO NOT feed treated crops to livestock. For grasses/non-grasses grown for seed production only, DO NOT feed seed screenings and aftermath to livestock.

**STORAGE**

Do not freeze.

**QUICK TIPS**

Control of some insect species with pyrethroid insecticides decreases as temperature rises (above 25° C). For best results, apply ZIVATA™ during the early morning before temperatures rise, and during the evening, past the heat of the day. Use sufficient water for thorough coverage.



# FUNGICIDE

.....

DISEASE CONTROL



## FUNGICIDE

.....

|                      |     |
|----------------------|-----|
| BUMPER® 432 EC ..... | 93  |
| CUSTODIA® .....      | 95  |
| ORIOUS® 430 SC ..... | 97  |
| SORADUO™ .....       | 99  |
| SORATEL™ .....       | 101 |
| TOPNOTCH™ .....      | 105 |

# BUMPER® 432 EC

Economical fungicide used at herbicide timing in cereals for leaf disease and early protection against blackleg in canola.



## ACTIVE INGREDIENT

Propiconazole 432 g/L = EC

## APPLICATION RATES AND ACRES TREATED

- Rate: 60–120 ml/ac
- Acres Treated: 40–80 ac/jug

## PACKAGING

- Case: 2 x 4.8 L jugs

## WATER VOLUME

- Ground: 80 L/ac (20 US gal/ac)
- Aerial: 16–20 L/ac (4–5 US gal/ac)

## RAINFASTNESS

1 hour

Low VOC

FORMULATION TECHNOLOGY

## REGISTERED CROPS

- Barley
- Canary seed
- Canola
- Corn
- Dry edible beans
- Oats
- Soybeans
- Wheat (spring, winter, durum)

## KEY DISEASES CONTROLLED

- Blackleg
- Net and spot blotches
- Powdery mildew
- Rusts
- Septoria spots and blotches
- Scalds
- Tan spots

## HOW IT WORKS

Broad-spectrum, systemic activity with excellent leaf surface protection and translocation within the plant for additional disease prevention.

## APPLICATION TIMING AND CROP STAGING

| Crop                   | Diseases  | Timing   |
|------------------------|---|--|
| ½ rate at 60 ml/ac     |   |  |
| Barley                 | Net blotch  | As early as the 2-leaf stage.  |
| Wheat                  | Septoria leaf spot, Tan spot  |  |
| Full rate at 120 ml/ac |   |  |
| Barley                 | Leaf and stem rust, Septoria leaf spot, Net blotch, Powdery mildew, Scald, Spot blotch                            | At the first sign of disease, usually at the beginning of stem elongation.   |
| Oats                   | Crown rust, Septoria leaf blotch  | Before head is ½ emerged.  |
| Wheat                  | Leaf and stem rust, Powdery mildew, Septoria glume blotch, Septoria leaf spot, Stripe rust, Tan spot              |  |
| Canary seed            | Septoria leaf mottle  | At emergence of the flag leaf.   |
| Canola                 | Blackleg  | Rosette stage, between 2 <sup>nd</sup> true leaf and bolting.  |
| Corn                   | Eye spot, Grey leaf spot, Helminthosporium leaf spot, Northern corn leaf blight, Rusts, Southern corn leaf blight | When disease first appears.  |
| Soybeans (for seed)    | Frogeye leaf spot, Aerial web blight  | When disease first appears. Under severe disease pressure, make a 2 <sup>nd</sup> application 14 days after the first. |
| Dry edible beans       | Rust  | At the first detection of disease and a 2 <sup>nd</sup> application 14 – 21 days later.                                |

# BUMPER® 432 EC

## SUPPORTED TANK MIXES

### Herbicides:

- Wheat and barley:
  - 2,4-D Ester 700
  - BADGE®
  - BRAZEN™ II
  - BROMOTRIL®
  - MCPA Ester 600
- Wheat only:
  - LADDER ALL IN®

### Insecticides:

- SILENCER® 120 EC
- ZIVATA™

## MIXING INSTRUCTIONS

1. Fill spray tank  $\frac{1}{2}$  full with water and gently agitate.
2. Add the required amount of BUMPER® 432 EC and agitate thoroughly.
3. Continue filling the tank with water until the tank is  $\frac{9}{10}$  full and, if applicable, add the required amount of tank-mix partner.
4. Complete filling the spray tank with water, maintaining agitation during mixing and spraying operations.

## CROP ROTATIONS

No restrictions.

## PRE-HARVEST INTERVALS

- Beans: 28 days
- Canola: 60 days
- Cereal crops (wheat, barley, oats): 45 days
- Corn: 14 days
- Soybeans: 50 days

## GRAZING RESTRICTIONS

Do not graze livestock within 3 days of spraying.

## STORAGE

May be stored at any temperature.

### QUICK TIPS

BUMPER® 432 EC should be applied as a preventative disease control measure. Established diseases are more difficult to control and may have already reduced crop vigour.

# CUSTODIA®

A multi-mode of action fungicide offering preventative and curative protection of the flag leaf against rust and all other major leaf diseases.



## ACTIVE INGREDIENT

Tebuconazole 200 g/L and Azoxystrobin 120 g/L = SC

## APPLICATION RATES AND ACRES TREATED

- Rate: 190 – 250 ml/ac
- Acres Treated: 40 – 53 ac/jug

## PACKAGING

- Case: 2 × 10.08 L jugs

## WATER VOLUME

- Ground: 40 L/ac (10 US gal/ac)
- Aerial: 20 L/ac (5 US gal/ac)

## RAINFASTNESS

Avoid applying when heavy rainfall is in the forecast.

## REGISTERED CROPS

- Barley
- Oats
- Soybeans
- Wheat (spring, winter, durum)

## KEY DISEASES CONTROLLED

- Leaf rust
- Stem rust
- Stripe rust
- Septoria leaf blotch
- Tan spot
- Net blotch
- Spot blotch

## HOW IT WORKS

CUSTODIA® is a broad-spectrum, preventative fungicide with systemic and curative properties recommended for the control of many important plant diseases. CUSTODIA® may be applied as a foliar spray in spray programs or in tank mixes with other crop protection products. All applications must be made according to the use directions that follow.

## CROP STAGING

| Crop                                   | Diseases  | Application Timing  | Rate               |
|--|---|---|--------------------|
| Wheat<br>(spring,<br>winter,<br>durum) | Leaf rust,<br>Stem rust,<br>Stripe rust,<br>Septoria<br>leaf blotch,<br>Tan spot                                | Apply CUSTODIA® to leaf foliage at the first sign or very early stage of disease, up to the beginning of heading. Use of the higher rate should be considered when weather conditions are conducive to heavy disease development. | 190 – 250<br>ml/ac |
| Barley                                 | Net blotch,<br>Spot blotch,<br>Leaf rust,<br>Stem rust,<br>Stripe rust,<br>Septoria<br>leaf blotch,<br>Tan spot | Apply CUSTODIA® to leaf foliage at the first sign or very early stage of disease, up to the beginning of heading. Use of the higher rate should be considered when weather conditions are conducive to heavy disease development. | 190 – 250<br>ml/ac |



## CROP STAGING

| Crop     | Diseases   | Application Timing  | Rate            |
|----------|--|---|-----------------|
| Oats     | Crown rust,<br>Stem rust,<br>Septoria<br>leaf blotch | Apply CUSTODIA® foliar fungicide at the very early stages of disease development.   | 190 ml/ac       |
| Soybeans | Asian soybean rust,<br>Frogeye leaf spot             | Apply CUSTODIA® foliar fungicide at the very early stages of disease development. Use of the higher rate should be considered when weather conditions are conducive to heavy disease development or when heavy disease pressure is present. | 190 – 250 ml/ac |

## REGISTERED AND SUPPORTED TANK MIXES

Manipulator™

### MIXING INSTRUCTIONS

1. Fill the clean spray tank  $\frac{3}{4}$  full with clean water.
2. Add the required amount of CUSTODIA® Foliar Fungicide into the sprayer and agitate thoroughly.
3. Continue agitation and add the required amount of the tank-mix partner.
4. Complete filling the tank to the desired level with water.

### CROP ROTATIONS

No restrictions.

### PRE-HARVEST INTERVALS

- Mature grains: 45 days
- Forage, hay: 36 days

### GRAZING RESTRICTIONS

Do not allow livestock to graze or feed green forage to livestock prior to 6 days after treatment. Straw cut after harvest may be fed or used for bedding.

### STORAGE

Do not freeze.

### QUICK TIPS

CUSTODIA® should be applied at flag leaf for optimal leaf disease control. Pathogens coverage is key; do not use less than recommended water volumes. For fusarium control, we would recommend an application of ORIUS® 430 SC fungicide at full head emergence after CUSTODIA® at flag leaf. For resistance management, CUSTODIA® contains Group 3 and 11 fungicides. When possible, rotate the use of CUSTODIA® or other Group 3 and 11 fungicides with different groups that control the same pathogens.

# ORIOUS® 430 SC

Economical fusarium and leaf disease protection in cereals.



## ACTIVE INGREDIENT

Tebuconazole 430 g/L = SC

## APPLICATION RATES AND ACRES TREATED

- Rate: 89 – 118 ml/ac
- Acres Treated: 80 – 100 ac/jug

## PACKAGING

- Case: 2 × 9.44 L jugs

## WATER VOLUME

- Ground: 40 L/ac (10 US gal/ac)
- Aerial: 20 L/ac (5 US gal/ac)

## RAINFASTNESS

Avoid applying when heavy rainfall is in the forecast.

## REGISTERED CROPS

- Barley
- Oats
- Wheat (spring, winter, durum)

## KEY DISEASES CONTROLLED

- Fusarium head blight (suppression)
- Net blotch
- Powdery mildew
- Rusts (leaf, stem, stripe)
- Scald
- Septoria glume blotch
- Septoria leaf blotch
- Spot blotch
- Tan spot

## HOW IT WORKS

ORIOUS® 430 SC Foliar Fungicide can be applied as a post-emergent treatment in wheat (spring, winter, durum), barley and oats for the suppression of fusarium head blight and control of foliar diseases.

## CROP STAGING

| Crop                          | Diseases  | Application Timing  | Rate           |
|-------------------------------|---|---|----------------|
| Wheat (spring, winter, durum) | For suppression of Fusarium head blight, for control of Septoria glume blotch | For optimum suppression of fusarium head blight and control of septoria glume blotch, apply ORIOUS® 430 SC Foliar Fungicide within the time period from when at least 75% of the wheat heads on the main stem are fully emerged to when 50% of the heads on the main stem are in flower. <b>Spray coverage is essential:</b> Ensure thorough coverage of all wheat heads. | 118 ml/ac      |
|                               | Rusts (leaf, stem, stripe), Septoria (leaf blotch), Tan spot                  | Apply ORIOUS® 430 SC Foliar Fungicide to leaf foliage at the first sign or very early stage of disease, especially if weather conditions are conducive to disease development, up to the end of the flowering stage. Considered using the higher rate when weather conditions are conducive to heavy disease development.   | 89 – 118 ml/ac |
|                               | Powdery mildew  |   | 118 ml/ac      |

# ORIOUS® 430 SC

| Crop   | Diseases  | Application Timing  | Rate           |
|--------|---|---|----------------|
| Barley | Net blotch, Spot blotch, Scald, Rusts (leaf, stem and stripe), Septoria leaf blotch, Powdery mildew | Apply ORIOUS® 430 SC Foliar Fungicide at the very early stages of disease development. Consider using the higher rate when weather conditions are conducive to heavy disease development. | 89 – 118 ml/ac |
| Oats   | Stem rust, Crown rust   | Apply ORIOUS® 430 SC Foliar Fungicide at the very early stages of disease development.  | 89 ml/ac       |

## REGISTERED AND SUPPORTED TANK MIXES

None on label; consult the labels of the tank-mix partners or your local Adama Area Business Manager.

## MIXING INSTRUCTIONS

1. Fill clean sprayer tank  $\frac{3}{4}$  full with clean water.
2. Add the required amount of ORIOUS® 430 SC Foliar Fungicide into the sprayer and agitate thoroughly.
3. Continue agitation and add the required amount of the tank-mix partner.
4. Add the required amount of recommended registered non-ionic surfactant at 0.125% v/v with the agitation remaining on.
5. Complete filling the tank to the desired level with water.

## CROP ROTATIONS

No restrictions.

## SURFACTANT RATE

Non-ionic surfactant at 0.125% v/v

## PRE-HARVEST INTERVALS

Wheat, barley, oats: Applications may not be made within 36 days of harvest.

## GRAZING RESTRICTIONS

Do not allow livestock to graze or feed green forage to livestock prior to 6 days after treatment. Straw cut after harvest may be fed or used for bedding.

## STORAGE

Do not freeze.

## QUICK TIPS

ORIOUS® 430 SC should only be applied when the risk of fusarium head blight infection is high. Consult your local extension authority regarding the need for ORIOUS® 430 SC. Head blight is extremely difficult to control. Fusarium head blight outbreaks occur when the weather is warm and wet at the flowering to soft dough stages. **Timing of application is critical:** For optimum suppression of fusarium head blight and control of septoria glume blotch, apply ORIOUS® 430 SC Foliar Fungicide within the time period from when at least 75% of the wheat heads on the main stem are fully emerged to when 50% of the heads on the main stem are in flower. **Spray coverage is essential:** Ensure thorough coverage of all wheat heads.

# SORADUO™

Advanced disease protection powered by Asorbital® Formulation Technology. SORADUO™ provides proven fusarium protection in wheat and barley.



## ACTIVE INGREDIENTS

Prothioconazole 250 g/L = EC and  
Tebuconazole 430 g/L = SC

## APPLICATION RATES AND ACRES TREATED

- Rate: 162 ml/ac SORADUO™ A  
+ 94 ml/ac SORADUO™ B
- Acres Treated: 60 ac/case

## PACKAGING

- Co-pack: 1 x 9.71 L SORADUO™ A + 1 x 5.65 L SORADUO™ B

## WATER VOLUME

- Ground: 40–80 L/ac (10–20 US gal/ac)
- Aerial: 10 L/ac (3 US gal/ac)

## RAINFASTNESS

Avoid applying when rain is forecast.

POWERED BY

**Asorbital®**

FORMULATION TECHNOLOGY

## REGISTERED CROPS

- Barley
- Wheat (durum, spring, winter)

## HOW IT WORKS

SORADUO™ is a combination of two triazole fungicides, one that features Asorbital® Formulation Technology for broad-spectrum systemic activity plus long-lasting foliar protection.

## CROP STAGING

| Crop                          | Disease   | Application Timing   | Rate                                       |
|-------------------------------|---|--|--|
| Barley                        | For suppression of fusarium head blight (fusarium spp.) | 70–100% head emergence to 3 days after full head emergence | 162 ml/ac SORADUO™ A + 94 ml/ac SORADUO™ B |
| Wheat (durum, spring, winter) |   | 75% head emergence – 50% main stem flower                  |  |

Maximum 1 application per year.

## REGISTERED AND SUPPORTED TANK MIXES

Optional: Non-ionic surfactant (NIS) @ 0.125% v/v.

## MIXING INSTRUCTIONS

1. ½ fill the tank with clean water.
2. Add required amount of SORADUO™ B.
3. Add required amount of SORADUO™ A.
4. Add optional non-ionic surfactant (NIS).
5. Fill the tank and agitate again before use.

#### CROP ROTATIONS

No restrictions.

#### PRE-HARVEST INTERVALS

36 days

#### GRAZING RESTRICTIONS

6 days

#### STORAGE

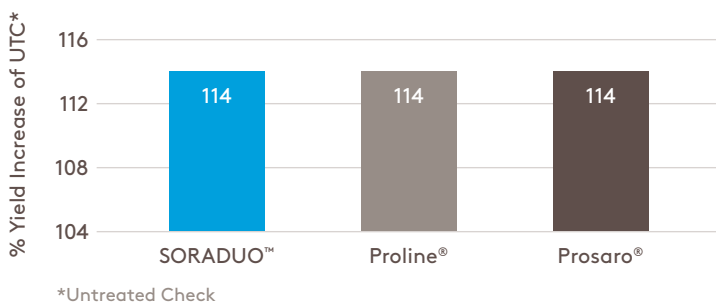
Do not freeze.

#### TIMING AND RATE OF DATA BELOW

- Sprayed at heading
- SORADUO™ = Prothioconazole 162 ml/ac + Tebuconazole 94 ml/ac
- Proline® = 138 ml/ac
- Prosaro® = 324 ml/ac

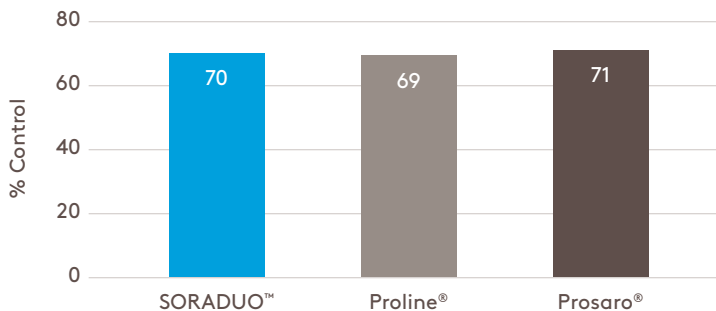
#### FUSARIUM CONTROL IN CEREALS – YIELDS

Summary of 35 trials from 2019-2021  
(wheat = 14, barley = 10, durum = 7, winter wheat = 4)



#### FUSARIUM CONTROL IN CEREALS

Summary of 31 trials from 2019-2021  
(wheat = 13, barley = 10, durum = 7, winter wheat = 1)



#### QUICK TIPS

Fusarium head blight outbreaks in wheat and barley occur when the weather is warm and wet at head emergence and flowering. Timing of application is critical when providing protection against fusarium head blight.

# SORATEL™

Advanced disease protection powered by Asorbital® Formulation Technology. Offering a flexible application window, SORATEL™ is proven to protect a wide variety of crops from disease, including sclerotinia in canola.



POWERED BY

**Asorbital®**

FORMULATION TECHNOLOGY

## ACTIVE INGREDIENT

Prothioconazole 250 g/L = EC

## APPLICATION RATES AND ACRES TREATED

- Rate: 160 – 320 ml/ac; standard rate: 240 ml/ac
- Acres Treated: 60 – 120 ac/case; standard rate: 80 ac/case

## PACKAGING

- Case: 2 × 9.6 L jugs

## WATER VOLUME

- Ground: Minimum 40 L/ac (10 US gal/ac)
- Aerial: Minimum 20 L/ac (5 US gal/ac)

## RAINFASTNESS

Avoid applying when heavy rainfall is in the forecast.

## REGISTERED CROPS

- Barley
- Borage
- Brassica carinata
- Canola
- Chickpeas
- Crambe
- Corn
- Flax (linseed)
- Lentils
- Oats
- Oriental mustard
- Peas
- Rapeseed
- Soybeans
- Sunflowers
- Wheat (spring, durum, winter)

## KEY DISEASES CONTROLLED

- Ascochyta blight
- Asian soybean rust
- Crown rust
- Eyespot
- Frogeye leaf spot
- Fusarium head blight
- Gibberella ear rot
- Glume blotch
- Grey leaf spot
- Leaf rust
- Net blotch
- Northern blight
- Scald
- Sclerotinia stem rot
- Speckled leaf blotch
- Spot blotch
- Tan spot

## HOW IT WORKS

SORATEL™ is a triazolinthione broad-spectrum systemic fungicide with Asorbital™ Formulation Technology. Asorbital™ Formulation Technology combines its unique mix of solvents and surfactants, delivering enhanced penetration efficiency and includes a built-in adjuvant.

## CROP STAGING

| Crop   | Diseases                          | Application Timing       | Rate            |
|--------|-----------------------------------|--------------------------|-----------------|
| Barley | Fusarium head blight <sup>1</sup> | 70 – 100% head emergence | 240 – 320 ml/ac |
|        | Net blotch, Scald, Spot blotch    | First sign of disease    | 160 – 240 ml/ac |
| Canola | Sclerotinia stem rot              | 20 – 50% bloom           | 240 – 280 ml/ac |

| Crop   | Diseases   | Application Timing   | Rate            |
|--|--|--|-----------------|
| Chickpeas  | Ascochyta blight   | First sign of disease  | 240 – 320 ml/ac |
| Corn (field, sweet and popcorn, including seed production) | Eyespot, Fusarium <sup>1</sup> , Gibberella ear rot <sup>1</sup> , Grey leaf spot, Northern blight, Rust | First sign of disease<br>Apply from the development stage of corn between the tip of stigmata visible (silking, BBCH 63) to the stigmata drying (silk browning, BBCH 67) | 323 ml/ac       |
| Oats   | Crown rust   | First sign of disease  | 240 ml/ac       |
| Peas & Lentils   | Ascochyta, White mould   | Early flower/First sign of disease   | 243-323ml/ac    |
| Soybeans   | Asian soybean rust, Frogeye leaf spot  | First sign of disease  | 160 ml/ac       |
| Wheat (spring, durum, winter)                              | Fusarium head blight <sup>1</sup> , Glume blotch   | 75% head emergence – 50% main stem flower  | 240 – 320 ml/ac |
|  | Leaf rust, Speckled leaf blotch, Tan spot  | First sign of disease  | 240 ml/ac       |

<sup>1</sup>Suppression

## REGISTERED AND SUPPORTED TANK MIXES

Insecticides:

- Coragen®
- Decis®
- SILENCER® 120 EC
- ZIVATA™

## MIXING INSTRUCTIONS

1. Add ½ of the required amount of water to the spray or mixing tank and start agitation.
2. Add the required quantity of SORATEL™ to the water and complete filling with water to the required total volume.
3. Maintain agitation throughout mixing and spraying.

## CROP ROTATIONS

Treated areas may be replanted with any crop specified on the label as soon as practical after the last application. For crops not listed on the label, do not plant back within 30 days of last application.

## PRE-HARVEST INTERVALS

- Wheat (spring, durum, winter), Barley, Oats: 30 days
- Canola, Rapeseed, Oriental mustard, Brassica carinata, Flax, Crambe, Borage: 36 days
- Corn (field, sweet, popcorn): 14 days
- Chickpeas: 7 days
- Soybeans: 20 days

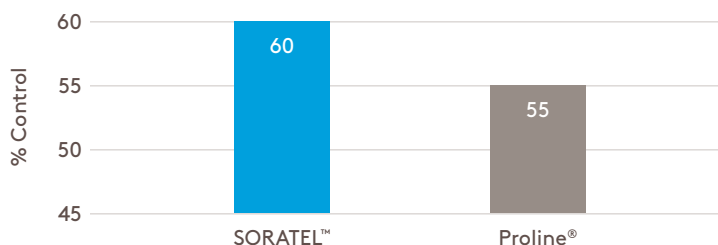
## STORAGE

Do not freeze.

Asorbital® Formulation Technology was developed by and is unique to ADAMA worldwide. Products with this enhanced technology offer reduced run-off and photodegradation, improved rainfastness and more thorough protection of the foliage. SORATEL™ is the first of many ADAMA products to come that will include Asorbital® Formulation Technology and be available to Canadian Farmers in the future.

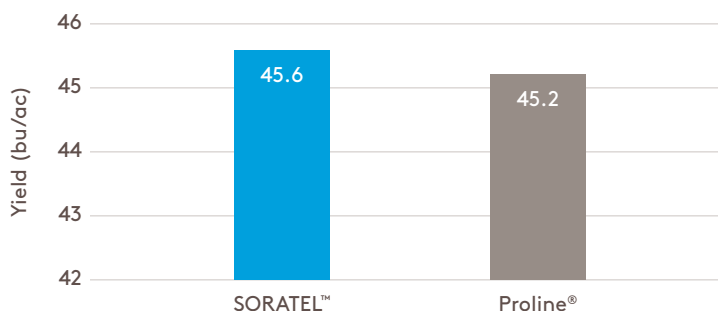
## SCLEROTINIA CONTROL IN CANOLA

Summary of 6 small plot replicated trials conducted by independent researchers in Western Canada



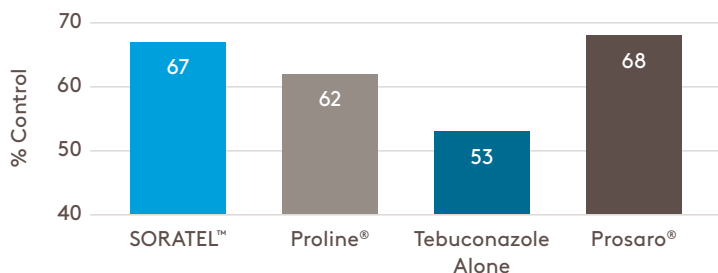
## SORATEL™ IN CANOLA YIELDS

Summary of 7 farmer applied trials conducted in Western Canada in 2020



## FUSARIUM CONTROL IN CEREALS

Summary of 35 small plot replicated trials conducted by independent researchers across Canada between 2018-2020





“

One of ADAMA's strengths is our ability to adapt. Our product development pipeline is dialing in on local problems and finding the right agronomic solution.

**Michaela Lobay**

Technical Sales Agronomist,  
Alberta



# TOPNOTCH™

Broad-spectrum disease control in multiple crops including cereals, field peas, edible beans and soybeans.



## ACTIVE INGREDIENT

Azoxystrobin 143 g/L and Propiconazole 124 g/L = SC

## APPLICATION RATES AND ACRES TREATED

- Rate: 210 – 620 ml/ac
- Acres Treated: 14 – 40 ac/jug

## PACKAGING

- Case: 2 × 8.6 L jugs

## WATER VOLUME

- Ground: 40 L/ac (10 US gal/ac)
- Aerial: 20 L/ac (5 US gal/ac)

## RAINFASTNESS

Avoid applying when heavy rainfall is in the forecast.

## REGISTERED AND SUPPORTED CROPS

- Barley
- Edible beans
- Field peas
- Lentils
- Oats
- Rye
- Soybeans
- Triticale
- Wheat

## KEY DISEASES CONTROLLED

- Anthracnose
- Ascochyta blight
- Barley leaf rust
- Mycosphaerella blight
- Net and spot blotches
- Powdery mildew
- Scald
- Septoria spot
- Stripe rust
- Tan spot
- Wheat leaf rust
- White mould<sup>1</sup>

<sup>1</sup>Suppression only.

## HOW IT WORKS

Used as both a curative and preventative fungicide, TOPNOTCH™ has broad-spectrum, systemic and contact activity.

## APPLICATION TIMING AND CROP STAGING

| Crop                                 | Diseases   | Application Timing   | Rate            |
|--------------------------------------|--|--|-----------------|
| Barley                               | Barley net blotch, Barley scald, Septoria leaf spot, Stripe rust, Barley leaf rust, Tan spot | Apply once between stem elongation and half-head emergence.  | 210 ml/ac       |
| Beans, Field peas, Lentils, Soybeans | Mycosphaerella blight, Anthracnose   | Make the first application at the first sign of disease. Apply the high rate only under conditions of high disease pressures. A second application 14 days later may be needed if conditions persist. Good spray coverage and canopy penetration are important for best results. | 310 – 620 ml/ac |
|                                      | Powdery mildew, White mould (suppression only)   |  | 310 ml/ac       |
| Oats                                 | Barley net blotch, Crown rust, Septoria leaf spot  | Apply once between stem elongation and half-head emergence.  | 210 ml/ac       |

| Crop        | Diseases   | Application Timing  | Rate      |
|-------------|--|---|-----------|
| Rye         | Septoria leaf spot, Barley scald, Tan spot                 | Apply once between stem elongation and half-head emergence. | 210 ml/ac |
| Triticale   | Septoria leaf spot, Tan spot                               | Apply once between stem elongation and half-head emergence. | 210 ml/ac |
| Wheat       | Septoria leaf spot, Tan spot, Stripe rust, Wheat leaf rust | Apply once between stem elongation and half-head emergence. | 210 ml/ac |
| Durum wheat | Septoria leaf spot, Tan spot, Stripe rust                  | Apply once between stem elongation and half-head emergence. | 210 ml/ac |

## REGISTERED AND SUPPORTED TANK MIXES

### Herbicides:

- ARROW ALL IN®
- BRAZEN™ II
- Broadband®
- LADDER ALL IN®
- LEOPARD®
- Glufosinate
- Post Ultra®
- Sierra®
- Traxion™
- Traxos®

### Insecticides:

- Coragen®
- Decis®
- SILENCER® 120 EC
- Voliam Xpress®
- ZIVATA™

### Fungicides:

- Quadris®

## MIXING INSTRUCTIONS

1. Fill spray tank  $\frac{1}{2}$  –  $\frac{3}{4}$  full with water.
2. With agitator running, add required amount of TOPNOTCH™ and continue agitating while adding remainder of the water.
3. Begin application after TOPNOTCH™ is completely dispersed into the mix water, and maintain agitation during spraying operation.

## CROP ROTATIONS

Do not plant any other crop intended for food, grazing or any component of animal feed or bedding within 105 days of application.

## PRE-HARVEST INTERVALS

- Cereals: 45 days
- Field peas, Beans, Soybeans, Lentils: 30 days

## GRAZING RESTRICTIONS

Do not graze pea vines. 30 days for all other crops.

## STORAGE

Do not freeze.

## QUICK TIPS

Good spray coverage and canopy penetration are important to achieve the best results.

“

ADAMA really empowers us to be creative. They give us a lot of opportunity and autonomy when we are developing formulations and I really appreciate those values as a company.

**Andre Barabach**  
Product Manager



# TANK MIXING INSTRUCTIONS

## W.A.M.L.E.G.S METHOD

**W** **Wettable** powders, dispersible granules, soluble granules (WG, DF, SG, WP, SP)

**A** **Agitate** tank mix thoroughly

**M** **Micro-encapsulated** suspensions (ME)

**L** **Liquid** flowables and suspensions (SC, SL, SN, LI, SU, SE)

**E** **Emulsifiable** concentrate formulations (EC)

*Fill spray tank nearly full with water.*

**G** **Glyphosate** formulations

**S** **Surfactants**

Some herbicide labels list a specific mixing sequence. In absence of specific directions, a recommended sequence for adding pesticide formulations to a tank partially filled with water is the **W.A.M.L.E.G.S method**. Each ingredient must be uniformly mixed before adding the next component. For example, a soluble powder must be completely dissolved before adding the next component. Adjuvants are added in the same sequence as pesticides: ammonium sulfate is a soluble powder, oil adjuvants are emulsifiable concentrates and most surfactants are solutions. Within each group, usually add the pesticide before the adjuvant. For example, add a soluble-powder pesticide before ammonium sulfate.

Know the benefits and risks of tank mixing before you make an application. In some cases, compatibility of two or more chemicals is based on the order in which they are added to the tank mix.



Tank mixing can lead to a variety of mishaps if not done correctly. Being aware of the benefits and risks while following the proper guidelines is critical to ensuring the success of any tank mix procedure and application.

This information is presented in good faith for your reference. Always read and follow product label directions before tank mixing.

# AERIAL APPLICATION

|              | ADAMA PRODUCT NAME       | AERIAL APPLICATION                 | WATER VOLUME |
|--------------|--------------------------|------------------------------------|--------------|
| HERBICIDES   | 2,4-D ESTER 700          | Yes                                | 12 L/ac      |
|              | ADAMA GLUFOSINATE 150 SL | Yes                                | 23 L/ac      |
|              | ARROW ALL IN®            | No                                 | –            |
|              | BADGE®                   | Yes (wheat, barley, and oats only) | 8 – 20 L/ac  |
|              | BISON® 400 L             | Yes (cereal crops)                 | 12 – 18 L/ac |
|              | BRAZEN™ II               | Yes                                | 12 L/ac      |
|              | BROMOTRIL®               | Yes (wheat and barley only)        | 8 – 16 L/ac  |
|              | DAVAI® 80 SL             | No                                 | –            |
|              | DAVAI A PLUS™            | No                                 | –            |
|              | DAVAI® Q PLUS            | No                                 | –            |
|              | EMPHASIS™                | No                                 | –            |
|              | ESTEEM®                  | Yes                                | 12 – 20 L/ac |
|              | FORCEFIGHTER® M          | No                                 | –            |
|              | INVOLVE® 50 WDG          | No                                 | –            |
|              | LEOPARD®                 | Yes                                | 10 L/ac      |
|              | MCPA ESTER 600           | Yes                                | 12 L/ac      |
|              | OUTSHINE®                | No                                 | –            |
|              | PHANTOM® 240 SL          | No                                 | –            |
|              | PYTHON™                  | No                                 | –            |
|              | RUSH® 24                 | No                                 | –            |
|              | RUSH 24 ALL IN™          | No                                 | –            |
|              | SQUADRON®                | No                                 | –            |
|              | THRASHER®                | Yes                                | 12 – 16 L/ac |
|              | TOPLINE®                 | No                                 | –            |
| INSECTICIDES | CORMORAN®                | No                                 | –            |
|              | SILENCER® 120 EC         | Yes                                | 4 – 16 L/ac  |
|              | SOMBRERO® 600 FS         | No                                 | –            |
|              | ZIVATA™                  | Yes                                | 4 – 16 L/ac  |
| FUNGICIDES   | BUMPER® 432 EC           | Yes                                | 16 – 20 L/ac |
|              | CUSTODIA®                | Yes                                | 20 L/ac      |
|              | MAXENTIS™                | Yes                                | 20 – L/ac    |
|              | ORIOUS® 430 SC           | Yes                                | 20 L/ac      |
|              | SORADUO™                 | Yes                                | 20 L/ac      |
|              | SORATEL™                 | Yes                                | 20 L/ac      |
|              | TOPNOTCH™                | Yes                                | 20 L/ac      |

For emergency medical help or health/safety concerns, call ProPharma immediately at 1-877-250-9291 (24 hours a day).

In the event of a spill, leak or fire, call INFOTRAC immediately at 1-800-535-5053 (24 hours a day) – For emergency medical help or health/safety concerns, call ProPharma immediately at 1-877-250-9291 (24 hours a day).

# METRIC CONVERSION

| Metric Unit  | Imperial Multiply by  | Imperial Unit   | Metric Multiply by  | Metric Unit  |
|--|---|---|---|--|
| <b>LINEAR</b><br>centimetre (cm)   | x 0.39  | inch  | x 2.54  | <b>LINEAR</b><br>centimetre (cm)   |
| <b>AREA</b><br>square metre (m <sup>2</sup> )<br>hectare (ha)  | x 1.2<br>x 2.5  | square yard<br>acres  | x 0.84<br>x 0.4   | <b>AREA</b><br>square metre (m <sup>2</sup> )<br>hectare (ha)  |
| <b>VOLUME</b><br>litre (L)<br>litre (L)  | x 0.22<br>x 0.27  | Imperial gallon<br>U.S. gallon  | x 4.55<br>x 3.79  | <b>VOLUME</b><br>litre (L)<br>litre (L)  |
| <b>PRESSURE</b><br>kilopascals (kPa)   | x 0.14  | psi   | x 6.9   | <b>PRESSURE</b><br>kilopascals (kPa)   |
| <b>WEIGHT</b><br>gram (g)<br>kilogram (kg)   | x 0.04<br>x 2.2   | oz<br>lb  | x 28.35<br>x 0.45   | <b>WEIGHT</b><br>gram (g)<br>kilogram (kg)   |
| <b>AGRICULTURAL</b><br>litres per hectare (L/ha)<br>litres per hectare (L/ha)<br>litres per hectare (L/ha)<br>litres per hectare (L/ha)<br>millilitres per hectare (ml/ha)<br>millilitres per hectare (ml/ha)<br>kilograms per hectare (kg/ha)<br>grams per hectare (g/ha) | x 0.09<br>x 0.11<br>x 0.36<br>x 0.71<br>x 0.015<br>x 0.014<br>x 0.89<br>x 0.014 | Imperial gallons per acre<br>U.S. gallons per acre<br>quarts per acre<br>pints per acre<br>Imperial fl. oz per acre<br>U.S. fl. oz per acre<br>lb per acre<br>oz per acre | x 11.23<br>x 9.35<br>x 2.81<br>x 1.41<br>x 70.17<br>x 73.05<br>x 1.12<br>x 70 | <b>AGRICULTURAL</b><br>litres per hectare (L/ha)<br>litres per hectare (L/ha)<br>litres per hectare (L/ha)<br>litres per hectare (L/ha)<br>millilitres per hectare (ml/ha)<br>millilitres per hectare (ml/ha)<br>kilograms per hectare (kg/ha)<br>grams per hectare (g/ha) |

EXAMPLE: To convert centimetres to inches, multiply by 0.39; conversely, to convert inches to centimetres, multiply by 2.54.

# PHENOXY USE RATES

| Active Ounces<br>per Acre | Formulation (ml per acre) |     |     |     |     | Acres Treated per 10 L jug |     |     |     |     |
|---------------------------|---------------------------|-----|-----|-----|-----|----------------------------|-----|-----|-----|-----|
|                           | 300                       | 400 | 500 | 600 | 700 | 300                        | 400 | 500 | 600 | 700 |
| 1                         | 94                        | 70  | 57  | 47  | 41  | 107                        | 142 | 177 | 212 | 247 |
| 2                         | 187                       | 140 | 113 | 94  | 81  | 53                         | 71  | 88  | 106 | 124 |
| 3                         | 281                       | 211 | 170 | 142 | 121 | 36                         | 47  | 59  | 71  | 82  |
| 4                         | 374                       | 281 | 227 | 189 | 162 | 27                         | 36  | 44  | 53  | 62  |
| 5                         | 468                       | 351 | 283 | 236 | 202 | 21                         | 28  | 35  | 42  | 49  |
| 6                         | 562                       | 421 | 340 | 283 | 243 | 18                         | 24  | 29  | 35  | 41  |
| 7                         | 655                       | 491 | 397 | 331 | 283 | 15                         | 20  | 25  | 30  | 35  |
| 8                         | 749                       | 562 | 453 | 378 | 324 | 13                         | 18  | 22  | 27  | 31  |
| 9                         | 842                       | 632 | 510 | 425 | 364 | 12                         | 16  | 20  | 24  | 28  |
| 10                        | 936                       | 702 | 567 | 472 | 405 | 11                         | 14  | 18  | 21  | 25  |

Recommended rates have been rounded to whole numbers.



## General Cleaning Practices for Sprayer Equipment

1. Once tank is empty clean sprayer in an area that will not allow the contamination of water bodies, sources, crops or other areas that are not accessible to others, pets and livestock.
2. **Rinse 1** – rinse equipment, removing any product adhering to the inside of the tank. Fill tank to 10% full of water and herbicide recommended rinse solution (see below). Agitate for 15 minutes.
3. Flush Rinse 1 through the booms, hoses and nozzles then drain.
4. Once done flushing, disassemble all strainers, filters, nozzles, screens, diaphragms and boom ends where residue can get tied up. Clean separately with an ammonia solution of 100 ml/10 L water. Inspect thoroughly and reassemble.
5. **Rinse 2** – fill tank to 10% full of water and add the Rinse 2 solution if needed (see below) while agitating. Charge up the booms and continue to agitate for 15 minutes before flushing out again.
6. Complete additional rinses as requested from the table below, by filling, agitating and flushing the system with the recommended solution each time.
7. **Final Rinse** – fill tank to 10% full of clean water and flush through the booms and hoses. Remove end caps/open ball valves and flush water through to ensure no spray solution is trapped. Drain any remaining water.

# GENERAL PRACTICES

| HERBICIDE                   | HERBICIDE NUMBER OF RINSES |          |     |   |
|-----------------------------|----------------------------|----------|-----|---|
|                             | 1                          | 2        | 3   | 4 |
| 2,4-D ESTER 700             | W                          | D or 1%A | W   |   |
| ADAMA<br>GLUFOSINATE 150 SL | D                          | W        |     |   |
| ARMORY® 240                 | W                          | 1%S      | W   |   |
| ARROW ALL IN®               | W                          | D        | W   |   |
| BADGE®                      | W                          | D or 1%A | W   |   |
| BISON® 400 L                | W                          | D or 1%A | W   |   |
| BRAZEN™ II                  | D                          | W        |     |   |
| BROMOTRIL®                  | D                          | W        |     |   |
| DAVAI® 80 SL                | W                          |          |     |   |
| DAVAI A PLUS™               | W                          | D        | W   |   |
| DAVAI® Q PLUS               | W                          | 1%A      | 1%A | W |
| EMPHASIS™                   | D                          | W        | 3%A | W |
| ESTEEM®                     | W                          | D or 1%A | W   |   |
| FORCEFIGHTER® M             | W                          | D or 1%A | W   |   |
| INVOLVE® 50 WDG             | W                          | 1%A      | W   | W |
| LADDER ALL IN®              | W                          |          |     |   |
| LEOPARD®                    | W                          | 1%A      | 1%A | W |
| MCPA ESTER 600              | W                          | 1%A      | W   |   |
| OUTSHINE®                   | W                          | 1%A      | W   |   |
| PHANTOM® 240 SL             | W                          |          |     |   |
| PRIORITY®                   | W                          | 1%A      | W   |   |
| PYTHON™                     | D                          | W        | W   |   |
| RUSH® 24                    | W                          | D or 1%A | W   |   |
| RUSH 24 ALL IN™             | W                          | D or 1%A | W   |   |
| SQUADRON®                   | D                          | D        | D   | W |
| THRASHER®                   | 1%P                        | 1%A      | W   |   |
| TOPLINE®                    | W                          | D + 1%A  | W   |   |

If a tank-mix partner is used, always check tank-mix partner label for any additional clean up procedures.

Be cautious with dry granular products, like florasulam, which can severely harm a sensitive broadleaf crop if not properly cleaned out.

**WARNING:** Never mix chlorine (bleach) and ammonia, as a reaction producing toxic gas can occur.

|   | SOLUTION  |
|---|---|
| A | Ammonia Solution (minimum 3% ammonia – Finish or Flush) |
| D | Detergent Solution                                      |
| S | Non-Ionic Surfactant                                    |
| W | Water   |

# CONTACT INFO

## **PROSAR (U.S. & Canada):**

**1.800.331.3148**

**INFOTRAC: 1.800.535.5053**

## **PROVINCIAL AG OFFICES:**

### **Agriculture and Agri-Food Canada**

1341 Baseline Road  
Ottawa, ON K1A 0C5  
Toll-free: 1.855.773.0241  
Email: [info@agr.gc.ca](mailto:info@agr.gc.ca)  
[agr.gc.ca](http://agr.gc.ca)

### **Alberta Agriculture and Forestry**

Ag-Info Centre  
7000-113<sup>th</sup> Street  
Edmonton, AB T6H 5T6  
Phone: 403.742.7901  
Toll-free in Alberta:  
310.FARM (3276)  
Email: [duke@gov.ab.ca](mailto:duke@gov.ab.ca)  
[agric.gov.ab.ca](http://agric.gov.ab.ca)

### **Manitoba Agriculture, Food and Rural Development**

Find a GO Office at  
[gov.mb.ca/agriculture](http://gov.mb.ca/agriculture)  
Email: [mafweb@gov.mb.ca](mailto:mafweb@gov.mb.ca)

### **Saskatchewan Ministry of Agriculture**

45 Thatcher Drive East  
Moose Jaw, SK S6J 1L8  
Agriculture Knowledge Centre  
Toll-free: 1.866.457.2377  
[saskatchewan.ca/agriculture](http://saskatchewan.ca/agriculture)

## **ASSOCIATIONS AND COUNCILS:**

### **Canola Council of Canada**

400-167 Lombard Avenue  
Winnipeg, MB R3B 0T6  
Phone: 1.866.834.4378  
[canolacouncil.org](http://canolacouncil.org)

### **Canadian Canola Growers Association**

400-1661 Portage Avenue  
Winnipeg, MB R3J 3T7  
Phone: 204.788.0090  
Toll-free: 1.866.745.2256  
[ccga.ca](http://ccga.ca)

### **Manitoba Canola Growers**

400-167 Lombard Avenue  
Winnipeg, MB R3B 0T6  
Phone: 204.982.2122  
Email: [info@canolagrowers.com](mailto:info@canolagrowers.com)  
[canolagrowers.com](http://canolagrowers.com)

### **SaskCanola**

212-111 Research Drive  
Saskatoon, SK S7N 3R2  
Phone: 306.975.0262  
Toll-free: 1.877.241.7044  
Email: [info@saskcanola.com](mailto:info@saskcanola.com)  
[saskcanola.com](http://saskcanola.com)

### **Alberta Canola Producers Commission**

14560-116 Avenue NW  
Edmonton, AB T5M 3E9  
Phone: 780.454.0844  
Email: [web@albertacanola.com](mailto:web@albertacanola.com)  
[albertacanola.com](http://albertacanola.com)

### **Pulse Canada**

1212-220 Portage Avenue  
Winnipeg, MB R3C 0A5  
Phone: 204.925.4455  
Email: [office@pulsecanada.com](mailto:office@pulsecanada.com)  
[pulsecanada.com](http://pulsecanada.com)

### **Alberta Pulse Growers**

5007B-49 Avenue  
Leduc, AB T9E 6M6  
Phone: 780.986.9398  
Toll-free: 1.877.550.9398  
[pulse.ab.ca](http://pulse.ab.ca)

### **Saskatchewan Pulse Growers**

207-116 Research Drive  
Saskatoon, SK S7N 3R3  
Phone: 306.668.5556  
Email: [pulse@saskpulse.com](mailto:pulse@saskpulse.com)  
[saskpulse.com](http://saskpulse.com)

### **Manitoba Pulse & Soybean Growers**

P.O. Box 1760  
38-4<sup>th</sup> Avenue NE  
Carman, MB R0G 0J0  
Phone: 204.745.6488  
Toll-free: 1.866.226.9442  
[manitobapulse.ca](http://manitobapulse.ca)

### **Soy Canada**

130 Albert Street, Suite 1607  
Ottawa, ON K1P 5G4  
Phone: 613.233.0500  
Email: [info@soycanada.ca](mailto:info@soycanada.ca)  
[soycanada.ca](http://soycanada.ca)

### **Canadian Special Crops Association**

1215-200 Portage Avenue  
Winnipeg, MB R3C 0A5  
Phone: 204.925.3780  
[specialcrops.mb.ca](http://specialcrops.mb.ca)

# CONTACT INFO

## **Cereals Canada**

604-167 Lombard Avenue  
Winnipeg, MB R3B 0V3  
Phone: 204.942.2166  
Email: [info@cerealscanada.ca](mailto:info@cerealscanada.ca)  
[cerealscanada.ca](http://cerealscanada.ca)

## **Alberta Wheat Commission**

#200, 6815-8<sup>th</sup> Street NE  
Calgary, AB T2E 7H7  
Phone: 403.717.3711  
Toll-free: 1.855.917.3711  
[albertawheat.com](http://albertawheat.com)

## **BC Grain Producers Association**

Box 6004  
Fort St. John, BC V1J 4H6  
Phone: 250.785.5774  
Toll-free: 1.866.716.7179  
Email: [info@bcgrain.com](mailto:info@bcgrain.com)  
[bcgrain.com](http://bcgrain.com)

## **Manitoba Wheat and Barley Growers Association**

38-4<sup>th</sup> Avenue NE  
Box 2280  
Carman, MB R0G 0J0  
Phone: 204.750.2656  
Email: [info@mbwheatandbarley.ca](mailto:info@mbwheatandbarley.ca)  
[mbwheatandbarley.ca](http://mbwheatandbarley.ca)

## **Western Canadian Wheat Growers**

Bay 6A-3602 Taylor Street East  
Saskatoon, SK S7H 5H9  
Phone: 306.955.0356  
Email: [info@wheatgrowers.ca](mailto:info@wheatgrowers.ca)  
[wheatgrowers.ca](http://wheatgrowers.ca)

## **Grain Growers of Canada**

350 Sparks Street, Suite 912  
Ottawa, ON K1R 7S8  
Phone: 613.233.9954  
Email: [president@ggc-pgc.ca](mailto:president@ggc-pgc.ca)  
[ggc-pgc.ca](http://ggc-pgc.ca)

## **Alberta Barley**

#200, 6815-8<sup>th</sup> Street NE  
Calgary, AB T2E 7H7  
Phone: 403.291.9111  
Toll-free: 1.800.265.9111  
Email:  
[barleyinfo@albertabarley.com](mailto:barleyinfo@albertabarley.com)  
[albertabarley.com](http://albertabarley.com)

## **SaskBarley Development Commission**

Bay 6A-3602 Taylor Street East  
Saskatoon, SK S7H 5H9  
Phone: 306.653.7232  
Email:  
[info@saskbarleycommission.com](mailto:info@saskbarleycommission.com)  
[saskbarleycommission.com](http://saskbarleycommission.com)

## **Prairie Oat Growers Association**

Box 20106  
Regina, SK S4P 4J7  
Phone: 306.530.8545  
[poga.ca](http://poga.ca)

## **Manitoba Corn Growers Association**

Box 188  
38-4<sup>th</sup> Avenue NE  
Carman, MB R0G 0J0  
Phone: 204.745.6661  
Email: [info@manitobacorn.ca](mailto:info@manitobacorn.ca)  
[manitobacorn.ca](http://manitobacorn.ca)

## **Saskatchewan Flax Development Commission**

A5A-116-103<sup>rd</sup> Street East  
Saskatoon, SK S7N 1Y7  
Phone: 306.664.1901  
Email: [saskflax@saskflax.com](mailto:saskflax@saskflax.com)  
[saskflax.com](http://saskflax.com)

## **Flax Council of Canada**

465-167 Lombard Avenue  
Winnipeg, MB R3B 0T6  
Phone: 204.982.2115  
Email: [flax@flaxcouncil.ca](mailto:flax@flaxcouncil.ca)  
[flaxcouncil.ca](http://flaxcouncil.ca)

## **Manitoba Flax Growers Association**

465-167 Lombard Avenue  
Winnipeg, MB R3B 0T6  
Phone: 204.982.3990  
Email: [mfga@mymts.net](mailto:mfga@mymts.net)  
[mfga.ca](http://mfga.ca)

## **National Sunflower Association of Canada**

Box 1269  
Carman, MB R0G 0J0  
Phone: 204.745.6776  
[canadasunflower.com](http://canadasunflower.com)

## **Saskatchewan Seed Potato Growers Association**

Box 386  
Outlook, SK S0L 2N0  
Phone: 306.876.2078  
[sspga.ca](http://sspga.ca)

## **Potato Growers of Alberta**

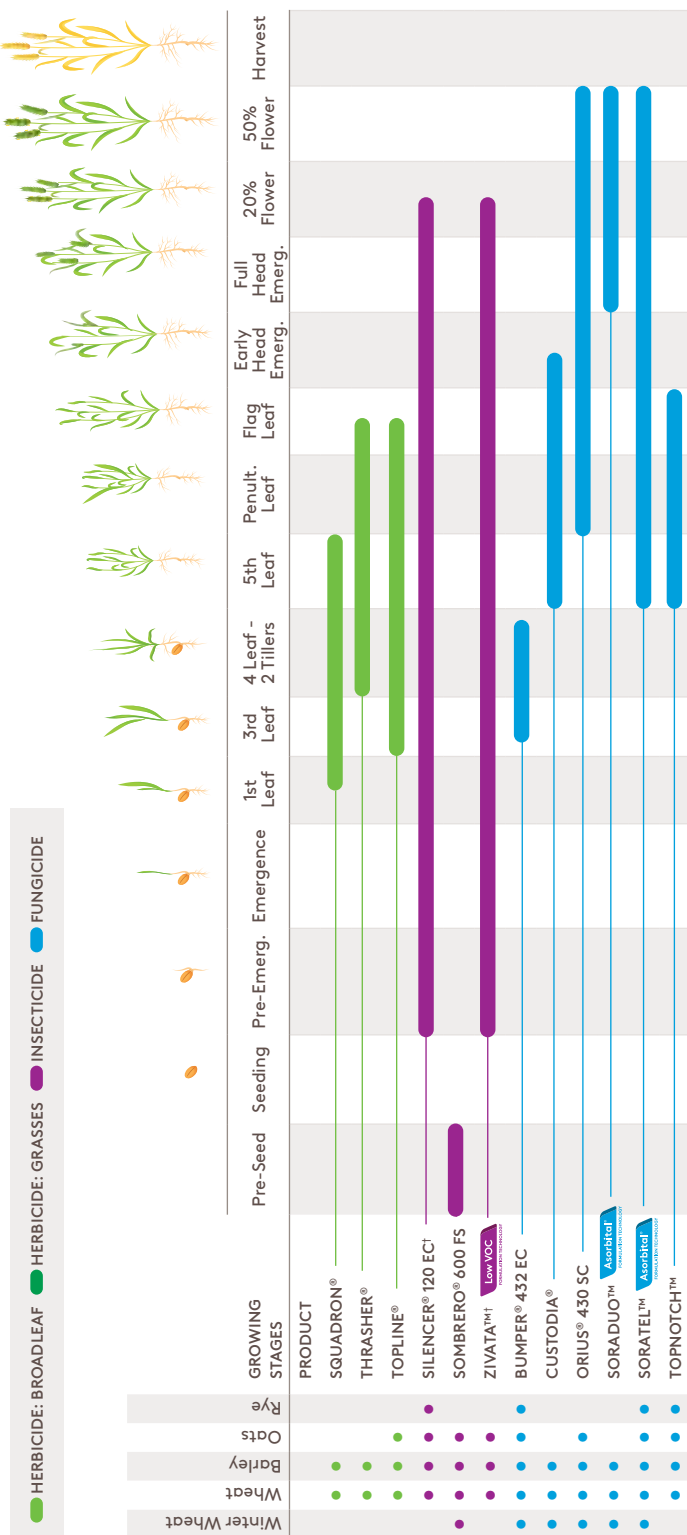
6008-46 Avenue  
Taber, AB T1G 2B1  
Phone: 403.223.2262  
Email: [pga@albertapotatoes.ca](mailto:pga@albertapotatoes.ca)  
[albertapotatoes.ca](http://albertapotatoes.ca)

# CEREAL GROWTH STAGES



Timing based on using the product alone. Please refer to tank-mix partners label for crop timing. † Dependent on PHI

# CEREAL GROWTH STAGES

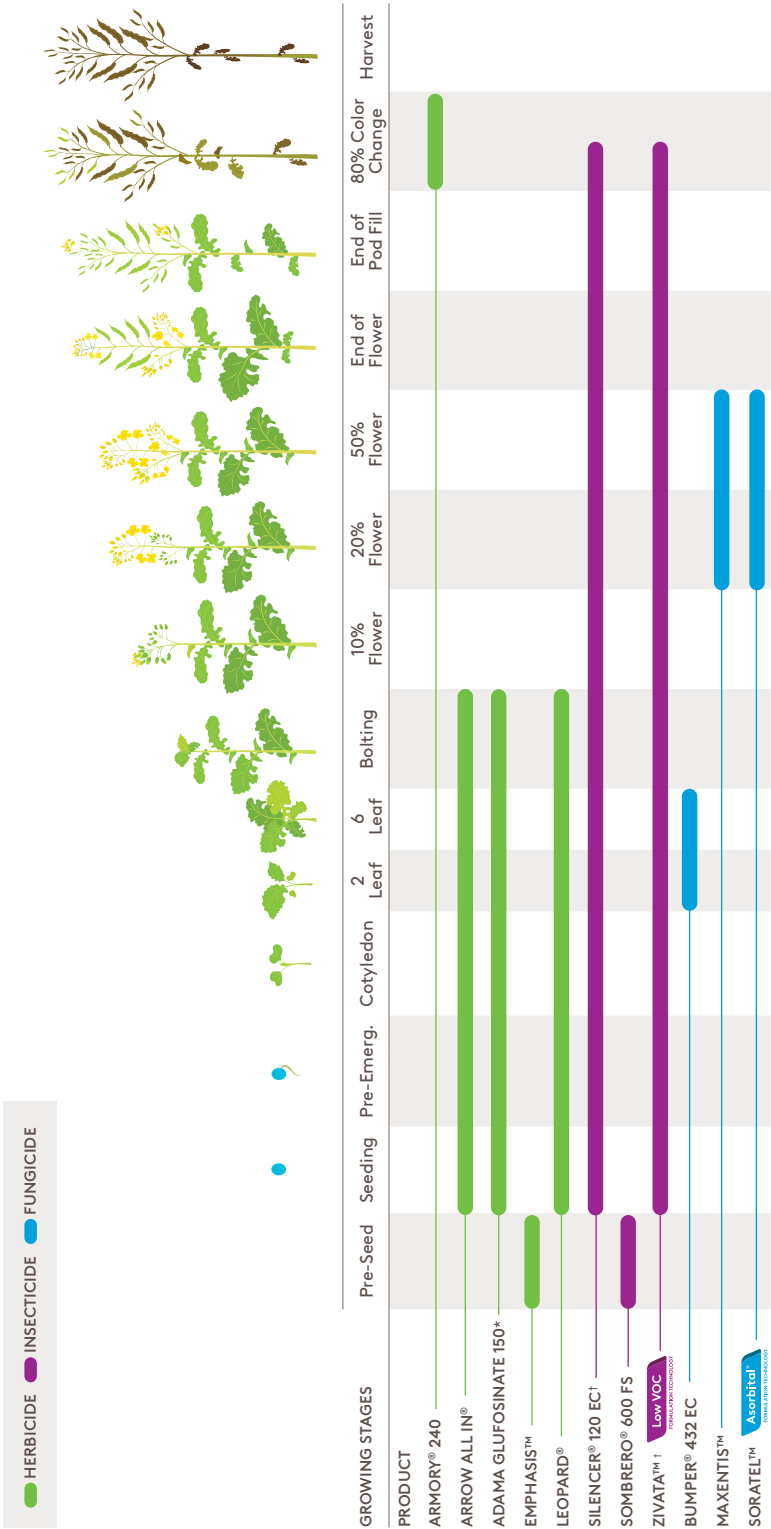


Timing based on using the product alone. Please refer to tank-mix partners label for crop timing. † Dependent on PHI



Always read and follow pesticide label directions.

# CANOLA GROWTH STAGES



† Dependent on PHI (7 days) / \* Glufosinate-ammonium-tolerant / Timing based on using the product alone. Please refer to tank-mix partners label for crop timing.

# LENTIL GROWTH STAGES



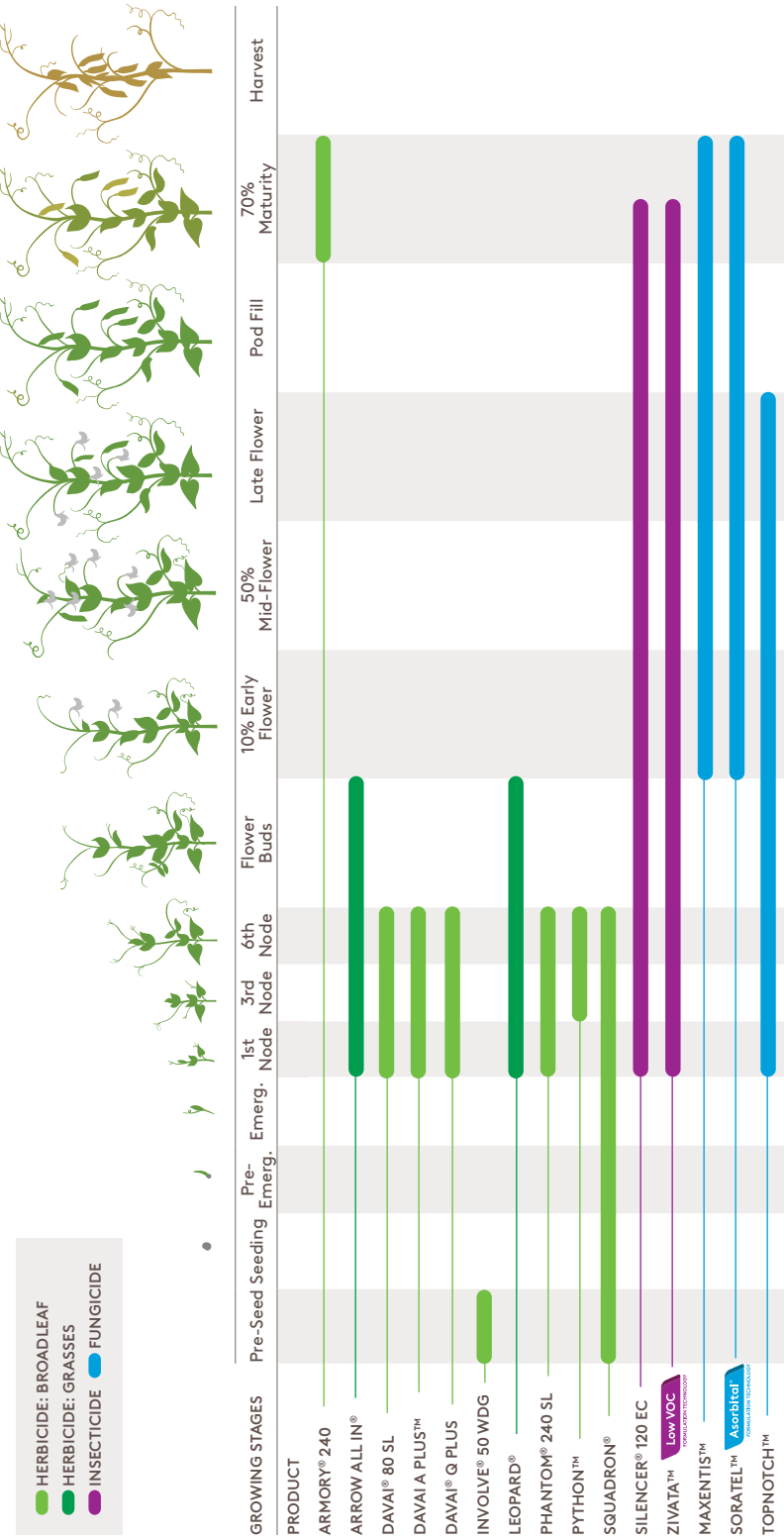
HERBICIDE: BROADLEAF  
HERBICIDE: GRASSES  
INSECTICIDE  
FUNGICIDE

| GROWING STAGES                | Pre-Seed | Seeding | Pre-Emerg. | Emerg. | 1st Node | 3rd Node | 6th Node | 9th Node | Early Flower | Mid-Flower | Late Flower | Pod Fill | Pre-Harvest | Post-Harvest |
|-------------------------------|----------|---------|------------|--------|----------|----------|----------|----------|--------------|------------|-------------|----------|-------------|--------------|
| PRODUCT                       |          |         |            |        |          |          |          |          |              |            |             |          |             |              |
| ARMORY® 240                   |          |         |            |        |          |          |          |          |              |            |             |          |             |              |
| ARROW ALL IN®                 |          |         |            |        |          |          |          |          |              |            |             |          |             |              |
| LEOPARD®                      |          |         |            |        |          |          |          |          |              |            |             |          |             |              |
| DAVAI® 80 SL <sup>1</sup>     |          |         |            |        |          |          |          |          |              |            |             |          |             |              |
| DAVAI A PLUS™ <sup>1</sup>    |          |         |            |        |          |          |          |          |              |            |             |          |             |              |
| DAVAI® Q PLUS <sup>1</sup>    |          |         |            |        |          |          |          |          |              |            |             |          |             |              |
| INVOLVE® 50 WDG               |          |         |            |        |          |          |          |          |              |            |             |          |             |              |
| SQUADRON®                     |          |         |            |        |          |          |          |          |              |            |             |          |             |              |
| SILENCER® 120 EC <sup>2</sup> |          |         |            |        |          |          |          |          |              |            |             |          |             |              |
| ZIVATA™ <sup>2</sup>          |          |         |            |        |          |          |          |          |              |            |             |          |             |              |
| MAXENTIS™                     |          |         |            |        |          |          |          |          |              |            |             |          |             |              |
| SORATEL™                      |          |         |            |        |          |          |          |          |              |            |             |          |             |              |
| TOPNOTCH™                     |          |         |            |        |          |          |          |          |              |            |             |          |             |              |

<sup>1</sup> For use on imidazolinone-tolerant varieties only. / <sup>2</sup> Timing based on using the product alone. Please refer to tank-mix partners label for crop timing.




# PEA GROWTH STAGES



Timing based on using the product alone. Please refer to tank-mix partners label for crop timing.


# POTATO GROWTH STAGES



Always read and follow pesticide label directions.

Timing based on using the product alone. Please refer to tank-mix partners label for crop timing.

# SOYBEAN GROWTH STAGES

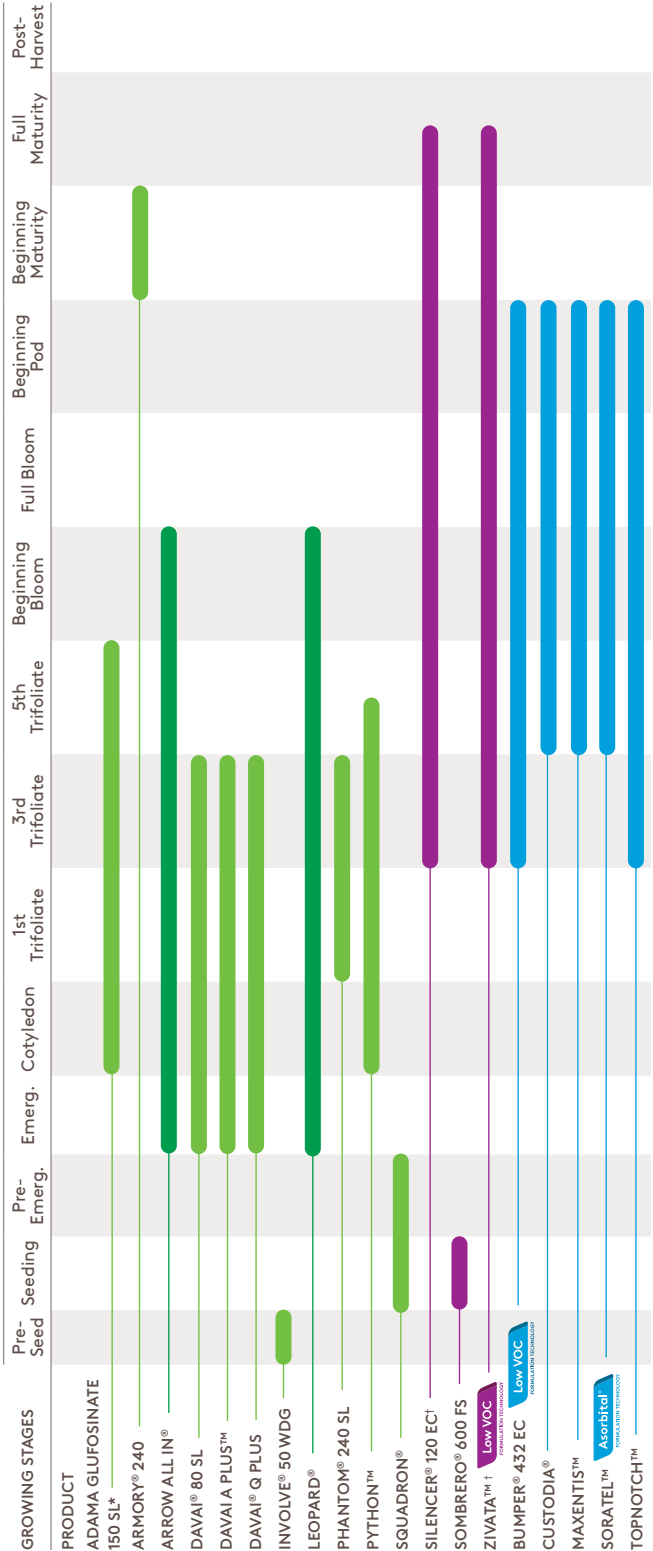


HERBICIDE: BROADLEAF

HERBICIDE: GRASSES

INSECTICIDE

FUNGICIDE



Timing based on using the product alone. Please refer to tank-mix partners label for crop timing. ¹Dependent on PHI / \*Glufosinate-ammonium-tolerant

## NOTES



# Formulation Mastery

ADAMA improves crop protection products based on your input to make them easier to use, more effective and more sustainable.



## Penetration-optimized ASORBITAL® Technology 🇨🇦

SORATEL™ and SORADUO™



## Plant-based Low VOC Technology 🇨🇦

ZIVATA™ and BUMPER® 432 EC



## High-Load Suspension Technology

Canada is looking at this for the future



## Enhanced Rainfast Technology

Canada is looking at this for the future

Crop protection, built for you.

See our formulation mastery at  
work by visiting [AllinOnYou.ca](https://AllinOnYou.ca) ➔





# Agile Innovation

ADAMA leverages the world's largest library of actives and your input to deliver innovative and improved products.



**Complete** Resistance  
Management Solutions



**Multi-mode** fungicides



**Novel** actives



**New** combinations of actives



**Improved** herbicide formulations



**Science-based** research to ensure  
Canadian farmers have options

Crop protection, built for you.

See how our latest innovations can  
benefit your farm at [AllinOnYou.ca](https://AllinOnYou.ca) ➔



ADAMA.COM

1.855.264.6262



@ADAMA\_CAN



@adama\_canada



@ADAMACanada



ADAMA Agricultural  
Solutions Canada Ltd.

ARMORY®, ARROW ALL IN®, ASORBITAL®, BADGE®, BISON®, BROMOTRIL®, BUMPER®, CORMORAN®, CUSTODIA®, DAVAI®, DAVAI® Q PLUS, ESTEEM®, FORCEFIGHTER®, GLUFOSINATE, INVOLVE®, LADDER ALL IN®, LEOPARD®, OUTSHINE®, PHANTOM®, PRIORITY®, ORIUS®, RUSH®, SILENCER®, SOMBRERO®, SQUADRON®, THRASHER® and TOPLINE® are registered trademarks, and BRAZEN™ II, DAVAI A PLUS™, EMPHASIS™, MAXENTIS™, PYTHON™, RUSH 24 ALL IN™, SORADUO™, SORATEL™, TOPNOTCH™ and ZIVATA™ are trademarks of ADAMA Agricultural Solutions Canada Ltd. All other products are trademarks of their respective companies. © 2024 ADAMA Agricultural Solutions Canada Ltd.